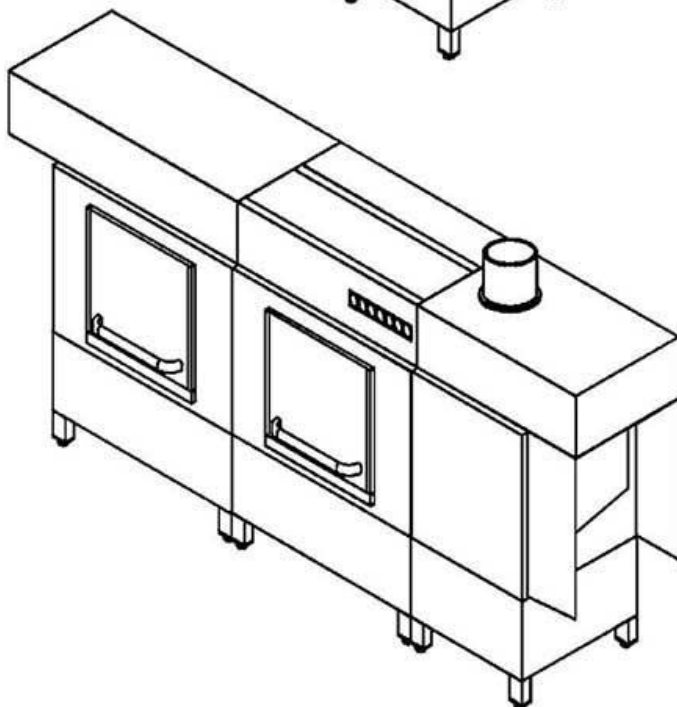
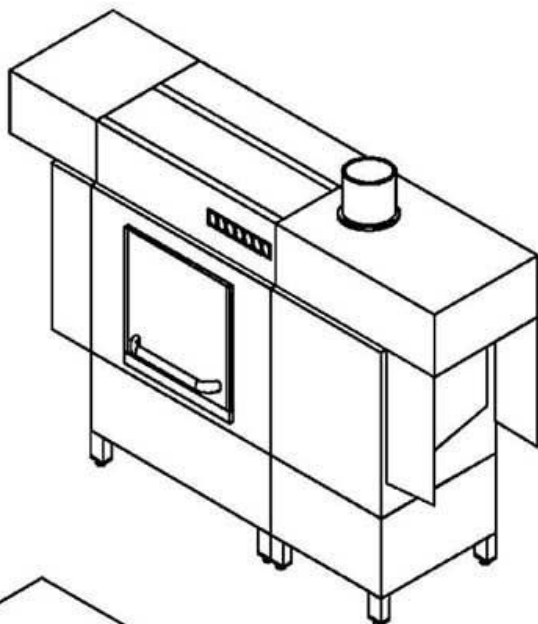


winterhalter

Spare Parts List KTS 1900 / KTS 2400

Issued: 08/97
Revised: 04.06
Part no.: 89003176



Contents

Water inlet – P-zone	Pages 1 and 2
Water inlet – W-zone	Pages 3 and 4
Heating systems and water drain I	Pages 5 and 6
Water drain II	Pages 7 and 8
Mediamat	Pages 9 and 10
Wash system I – P-zone	Pages 11 and 12
Wash system II – P-zone	Pages 13 and 14
Wash system III – P-zone	Pages 15 and 16
Wash system IV – P-zone	Pages 17 and 18
Wash system I – W-zone	Pages 19 and 20
Wash system II – W-zone	Pages 21 and 22
Wash system III – W-zone	Pages 23 and 24
Wash system IV – W-zone	Pages 25 and 26
Rinsing I	Pages 27 and 28
Rinsing II	Pages 29 and 30
Rinsing III - AquaMatik	Pages 31 and 32
Rinsing IV	Pages 33 und 34
Rinsing V	Pages 35 and 36
Dosing - rinse aid	Pages 37 and 38
Dosing - detergent	Pages 39 and 40
Base frame, housing and panelling I	Pages 41 and 42
Base frame, housing and panelling II	Pages 43 and 44
Panelling III - machine no.: ⇔ 379 267	Pages 45 and 46
Panelling III - machine no.: 379 268 ⇔	Pages 47 and 48
Doors	Pages 49 and 50
Vapour exhaust - machine no.: ⇔ 391 035	Pages 51 and 52
Vapour exhaust - machine no.: 391 036 ⇔	Pages 53 and 54
Curtains	Pages 55 and 56
Rack guides - machine no.: 391 005 ⇔	Pages 57 and 58
Rack guide limit switches	Pages 59 and 60
Drive	Pages 61 and 62
Electrical parts I	Pages 63 and 64
Electrical parts II - machine no.: ⇔ 379 267	Pages 65 and 66
Electrical parts III - machine no.: ⇔ 379 267	Pages 67 and 68
Electrical parts IV - machine no.: ⇔ 379 267	Pages 69 and 70
Electrical parts V - machine no.: ⇔ 379 267	Pages 71 and 72
Electrical parts II - machine no.: 379 268 ⇔	Pages 73 and 74
Electrical parts III - machine no.: 379 268 ⇔	Pages 75 and 76
Electrical parts IV - machine no.: 379 268 ⇔	Pages 77 and 78
Electrical parts V - machine no.: 379 268 ⇔	Pages 79 and 80

Please note the following points with regard to this list:

See separate list for racks and accessories.

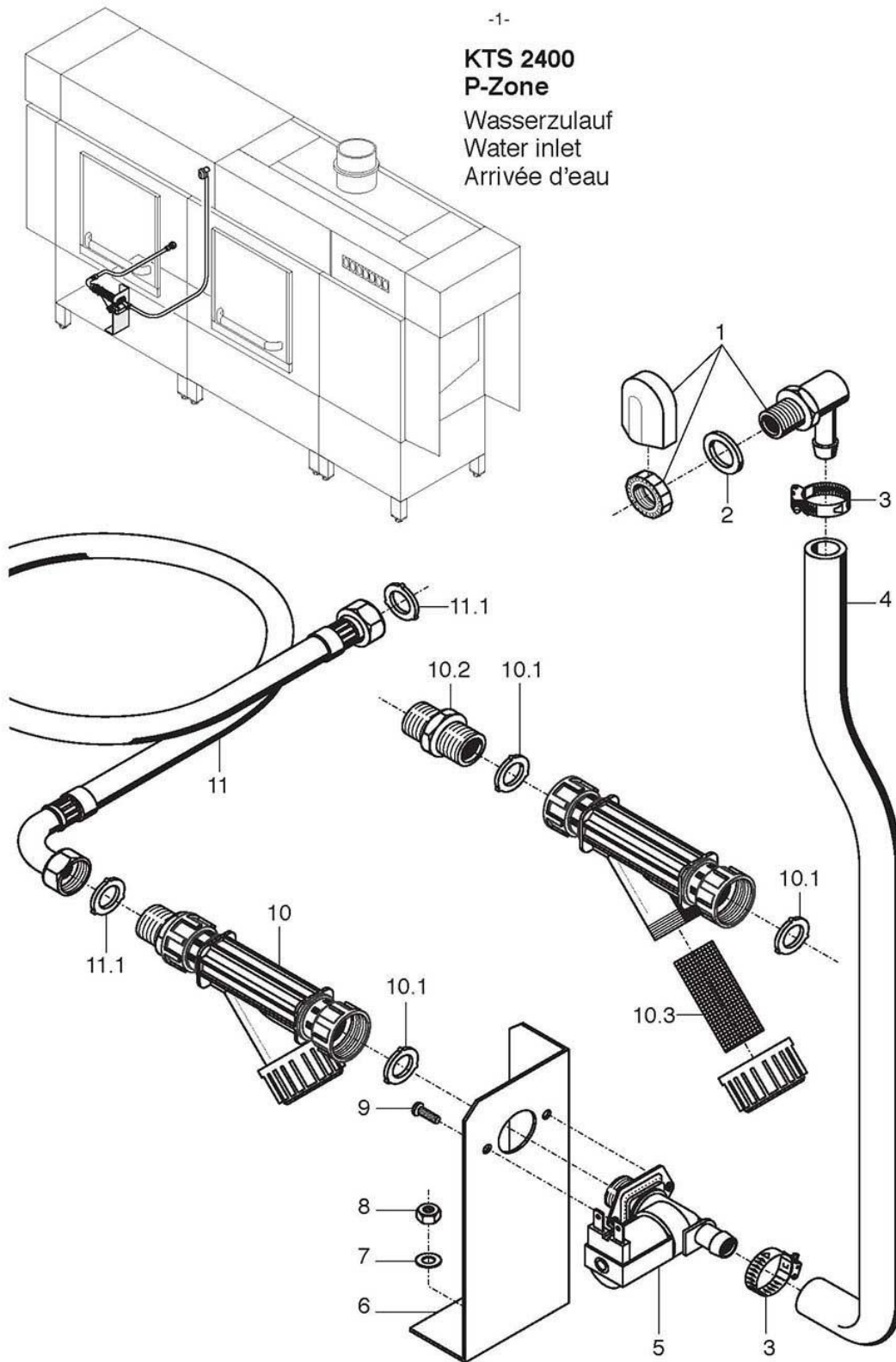
The required quantity is entered in the column marked "Pc" if more than 1 part is installed and if this part is not a standard part.

Parts that have the note "Part made to order only!" are not in stock. These parts are made specially for your order and have a delivery time. They are not returnable.

-1-

**KTS 2400
P-Zone**

Wassenzulauf
Water inlet
Arrivée d'eau

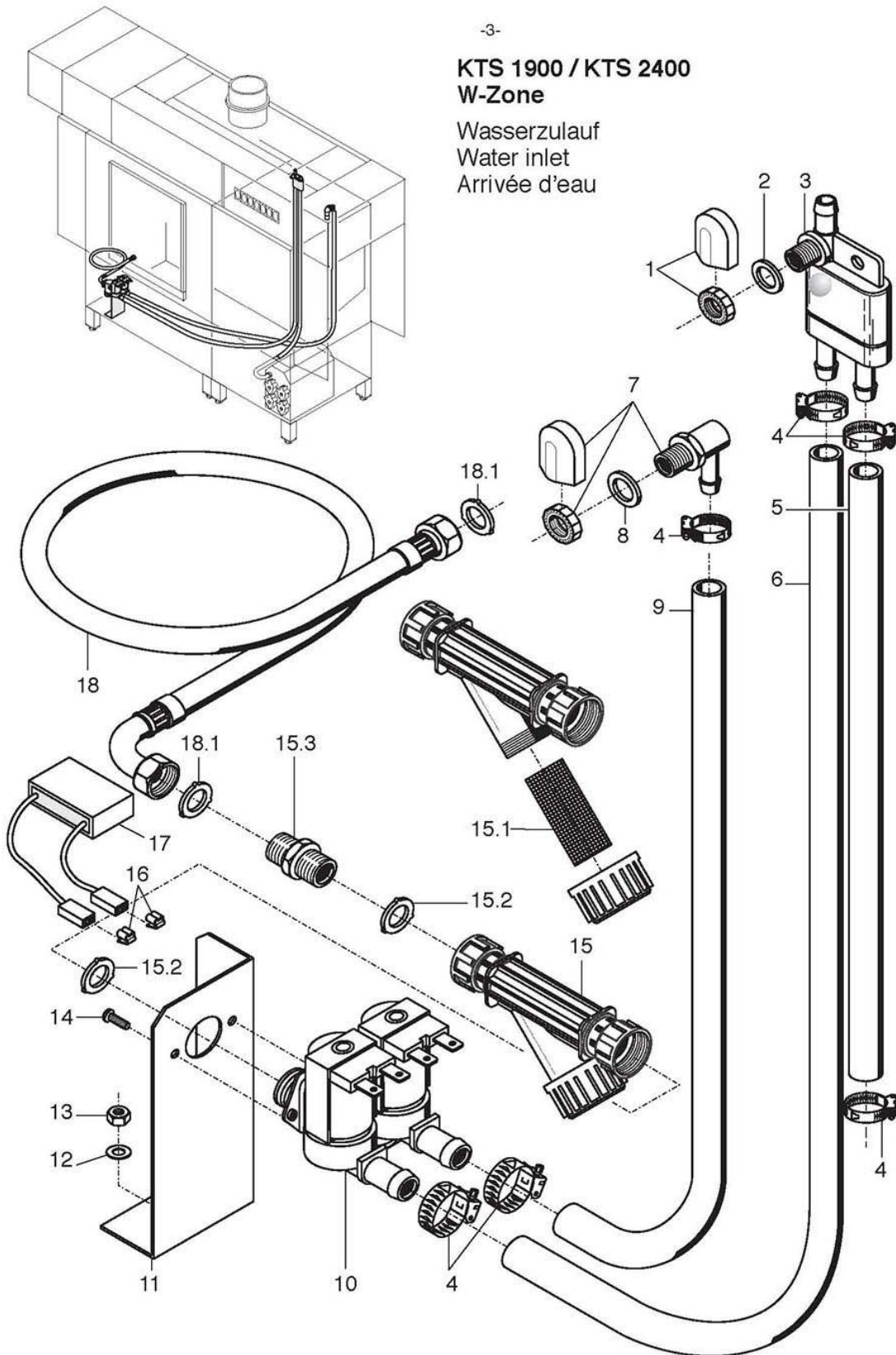


KTS 2400
P-zone
 Water inlet

Item	Designation	Part no.	Pc.	Notes
1	Tank inlet set	55 31 007		Incl. items 2 & 3
2	Seal; D21 x D28 x 2,0	27 09 011		replaced by 55 31 007
2	Seal; ø 20.5 x ø 28.5 x 2.0	27 01 002		replaced by 55 31 007
2	O-ring; 20 x 3	27 07 031		
3	Hose clip; ø 14 - 24 x 9	28 02 108		
4	Hose; nom. dia. 13.5 x 3.5 x 1500	40 02 029		Per meter
5	Solenoid valve; 220-240V; 50/60Hz	31 06 187		Without flow controller
	Solenoid valve; 180-220V; 50-60Hz	31 06 199		Without flow controller
6	Holder	70000365		
7	Washer; ø 6.4 x ø 12.5 x 1.6	22 01 302		
8	Hex nut; M 6, self-locking	21 05 304		
9	Pan-head screw; M 4 x 8	20 10 309		
10	Dirt trap	80002153		Incl. items 10.1 - 10.3
10.1	Seal; ø 16 x ø 24 x 3.0	80002241		
10.2	Union stem; G 3/4", x 40; width A/F30	80002167		
10.3	Dirt trap	80002728		
n.p.	Strainer for dirt trap with right-angled outlet	31 06 135		
11	Metal hose; nom. dia. 15 x 2000; G 3/4"	29 01 316		Incl. item 11.1
	Metal hose; nom. dia. 12 x 1500; G 3/4"; WRC-tested	29 01 305		UK only
11.1	Seal; ø 16 x ø 24 x 3.0	80002241	2	
n.p.	Extension hose; 1m	29 01 307		Optional extra
n.p.	Seal; ø 16 x ø 24 x 3.0	80002241		Optional extra

**KTS 1900 / KTS 2400
W-Zone**

Wassenzulauf
Water inlet
Arrivée d'eau



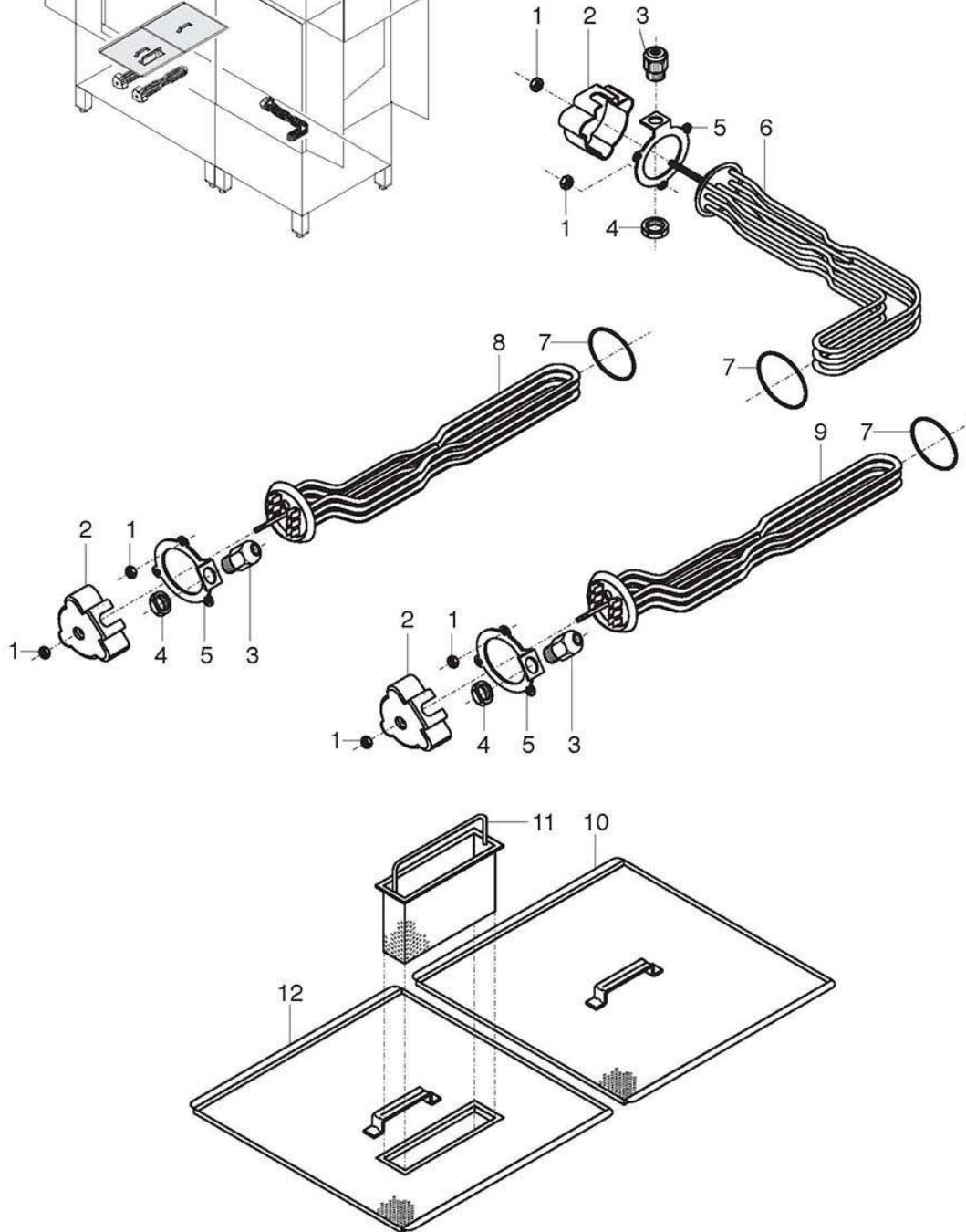
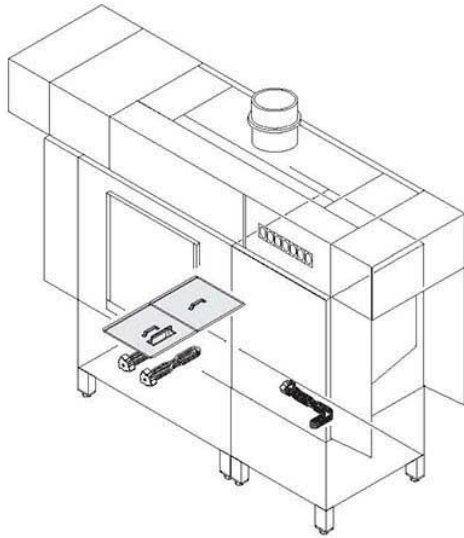
KTS 1900 / KTS 2400

Water inlet

Item	Designation	Part no.	Pc.	Notes
1	Tank inlet set	61004545		Incl. item 2
2	Seal; \varnothing 17 x \varnothing 24 x 2.0	62001366		
3	Lateral backflow restrictor	35 01 194		
4	Hose clip; \varnothing 14 - 24 x 9	28 02 108		
5	Hose; nom. dia. 13.5 x 3.5 x 1880	40 02 029		Per meter
6	Hose; nom. dia. 13.5 x 3.5 x 2200	40 02 029		Per meter
7	Tank inlet set	55 31 007		Incl. Items 4 & 8
8	Seal; D21 x D28 x 2,0	27 09 011		replaced by 55 31 007
8	Seal; \varnothing 20.5 x \varnothing 28.5 x 2.0	27 01 002		replaced by 55 31 007
8	O-ring; 20 x 3	27 07 031		
9	Hose; nom. dia. 13.5 x 3.5 x 1550	40 02 029		Per meter
10	Double solenoid valve; 220-240V; 50/60Hz	31 06 182		
	Double solenoid valve; 180-220V; 50/60Hz	31 06 200		Japan
11	Holder	70000365		
12	Washer; \varnothing 6.4 x \varnothing 12.5 x 1.6	22 01 302		
13	Hex nut; M 6, self-locking	21 05 304		
14	Oval-head screw; M 4 x 8	20 10 310		
15	Dirt trap	80002153		Incl. items 15.1 - 15.3
15.1	Dirt trap	80002728		
	Strainer for dirt trap with right-angled outlet	31 06 135		
15.2	Seal \varnothing 16 x \varnothing 24 x 3.0	80002241		
15.3	Union stem; G 3/4" x 40; width A/F30	80002167		
16	Tab connector	31 12 018	2	connect parallel to item 10
17	RC element; 0,15 μ F; 3,3k Ω	31 13 114		
18	Metal hose; nom. dia. 15 x 1500; G 3/4"	29 01 303		Incl. item 16.1
	Metal hose; nom. dia. 12 x 1500; G 3/4"; WRC-tested	29 01 305		UK only
18.1	Seal; \varnothing 16 x \varnothing 24 x 3.0	80002241	2	
n.p.	Extension hose; 1m	29 01 307		Optional extra
n.p.	Seal; \varnothing 16 x \varnothing 24 x 3.0	80002241		Optional extra

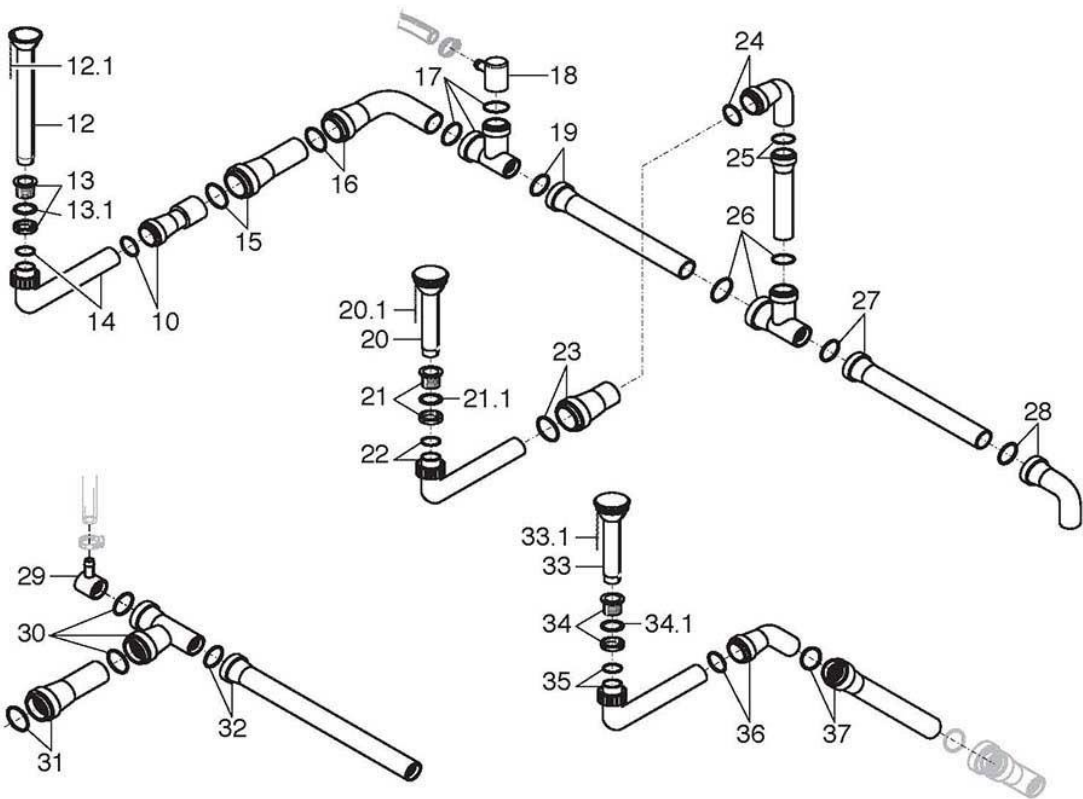
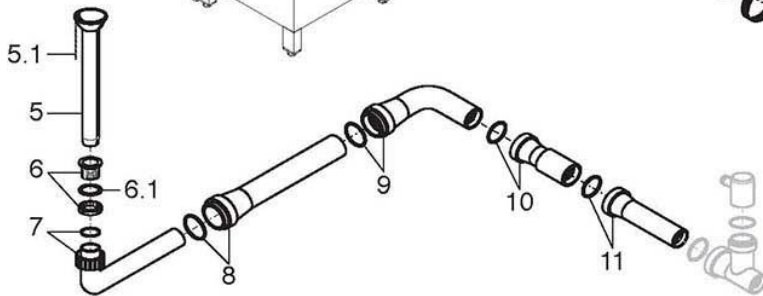
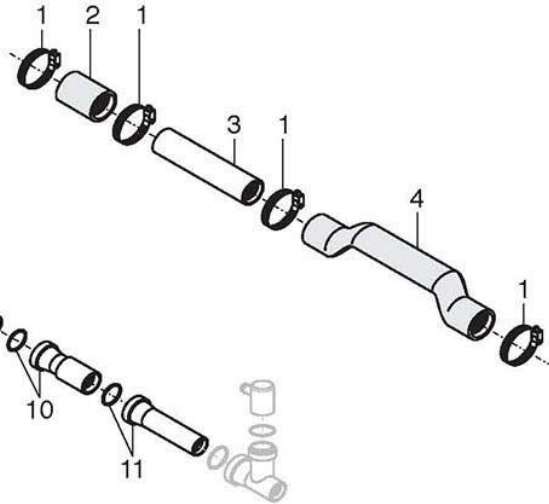
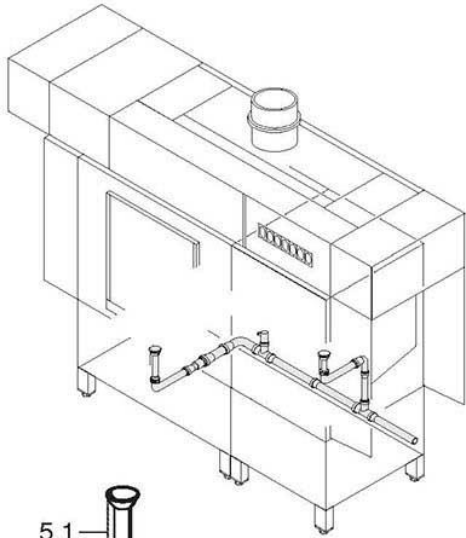
KTS 1900 / KTS 2400

Heizungen und Wasserablauf I
Heatings and water drain I
Chauffages et écoulement d'eau I



KTS 1900 / KTS 2400

Wasserablauf II
Water drain II
Ecoulement d'eau II



KTS 1900 / KTS 2400

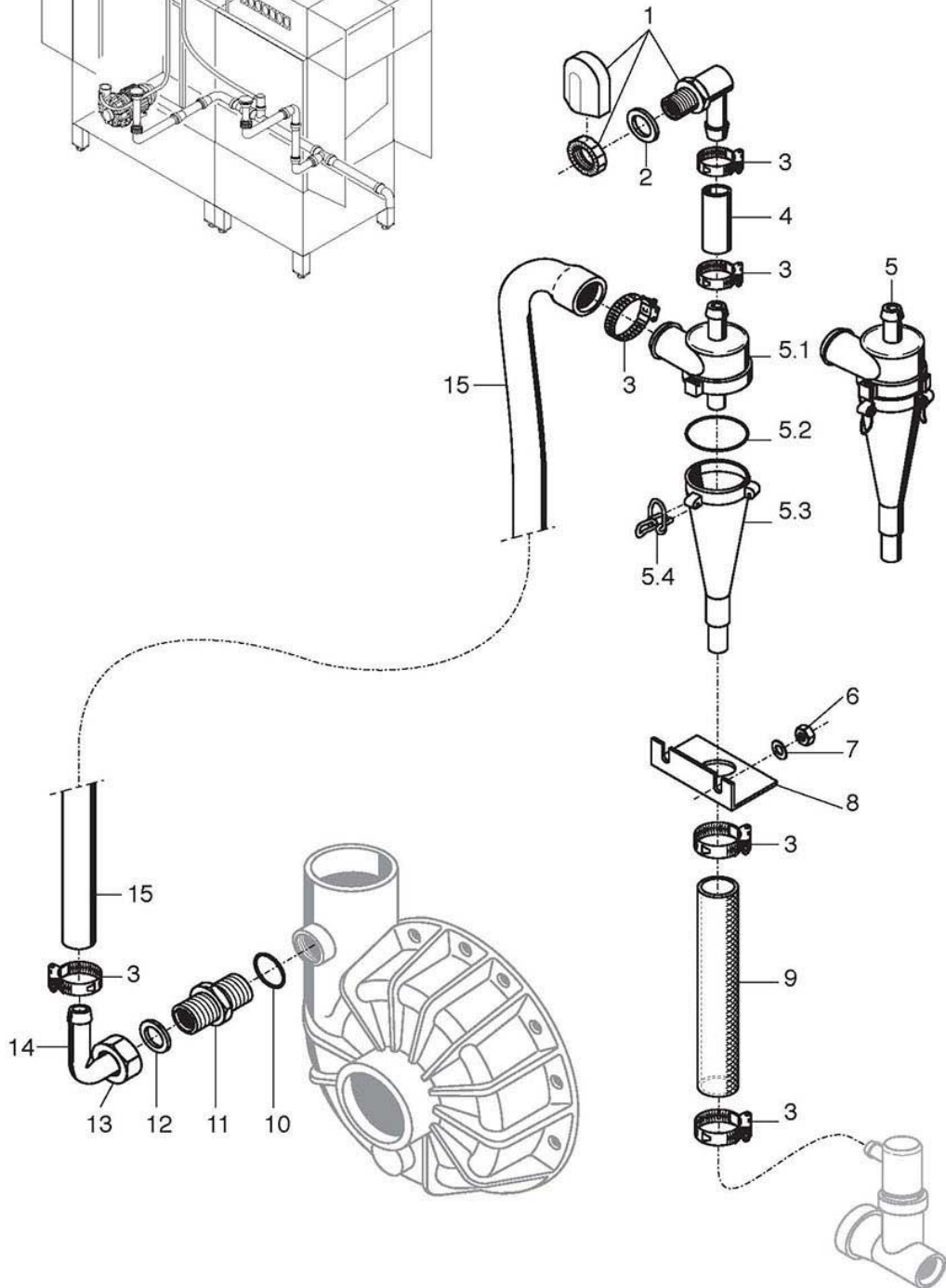
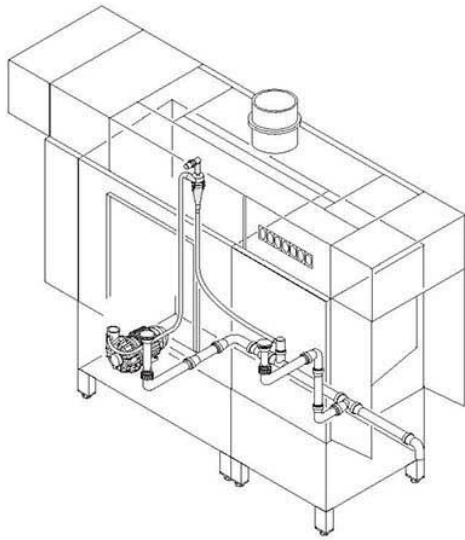
Water outlet II

Item	Designation	Part no.	Pc.	Notes
1	Hose clip; \varnothing 47 - 67 x 12	28 02 115		
2	Industrial hose; nom. dia. 50 x 4.5	40 02 012		Per meter
3	Pipe; \varnothing 50 x 1.5 x 214	65003725		Part made to order only !
4	Hose elbow; nom. dia. 50 x 1.5	40 03 044		
5	Standpipe; overflow height 256mm	65003083		Incl. item 5.1
5.1	Knotted-link chain; 500mm	28 10 300		Per meter
6	Standpipe; bottom part	29 04 212		Incl. item 6.1
6.1	Washer; \varnothing 48 x \varnothing 65.2 x 1.25	70000095		
7	Outlet bend; R 1 1/2" x 40	29 04 502		
8	HT pipe; nom. dia. 40 x 250	30 15 503		Cut to size
9	HT bend; nom. dia. 40; 87°	30 15 505		
10	HT reducer; nom. dia. 50 x nom. dia. 40	30 15 521		
11	HT pipe; nom. dia. 50 x 1000	30 15 546		Cut to size
12	Standpipe; overflow height 341mm	65003081		Incl. item 12.1 Part made to order only !
12.1	Knotted-link chain; 500mm	28 10 300		Per meter
13	Standpipe; bottom part	29 04 212		Incl. item 13.1
13.1	Washer; \varnothing 48 x \varnothing 65.2 x 1.25	70000095		
14	Outlet bend; R 1 1/2" x 40	29 04 502		
15	HT pipe; nom. dia. 50 x 1000	30 15 546		Cut to size
16	HT bend; nom. dia. 50; 87°	30 15 508		
17	HT feeder; nom. dia. 50	30 15 516		
18	Outlet piece	30 15 519		
19	HT pipe; nom. dia. 50 x 1000	30 15 546		Cut to size
20	Standpipe; overflow height 144mm	65003085		Incl. item 20.1; N-zone
20.1	Knotted-link chain; 500mm	28 10 300		Per meter
21	Standpipe; bottom part	29 04 212		Incl. item 21.1
21.1	Washer; \varnothing 48 x \varnothing 65.2 x 1.25	70000095		
22	Outlet bend; R 1 1/2" x 40	29 04 502		N-zone; up to mach.-no.: 379 267
23	HT pipe; nom. dia. 40 x 250	30 15 503		Cut to size
24	HT bend; nom. dia. 40; 87°	30 15 505		
25	HT pipe; nom. dia. 40 x 80	30 15 503		Cut to size
26	HT feeder; nom. dia. 50 x nom. dia. 40	30 15 509		
27	HT pipe; nom. dia. 50 x 1000	30 15 546		Cut to size
28	HT bend; nom. dia. 50; 87°	30 15 508		
29	Outlet piece	30 15 519		
30	HT feeder, nom. dia. 50	30 15 516		
31	HT pipe; nom. dia. 50 x 1000	30 15 546		Cut to size
32	HT pipe; nom. dia. 50 x 1000	30 15 546		Cut to size
33	Standpipe; overflow height 144mm	65003085		Incl. item 33.1
33.1	Knotted-link chain; 500mm	28 10 300		Per meter
34	Standpipe; bottom part	29 04 212		Incl. item 34.1
34.1	Washer; \varnothing 48 x \varnothing 65.2 x 1.25	70000095		
35	Outlet bend; R 1 1/2" x 40	29 04 502		
36	HT bend, nom. dia. 40; 45°	30 15 506		
37	HT pipe, nom. dia. 40	30 15 503		Cut to size

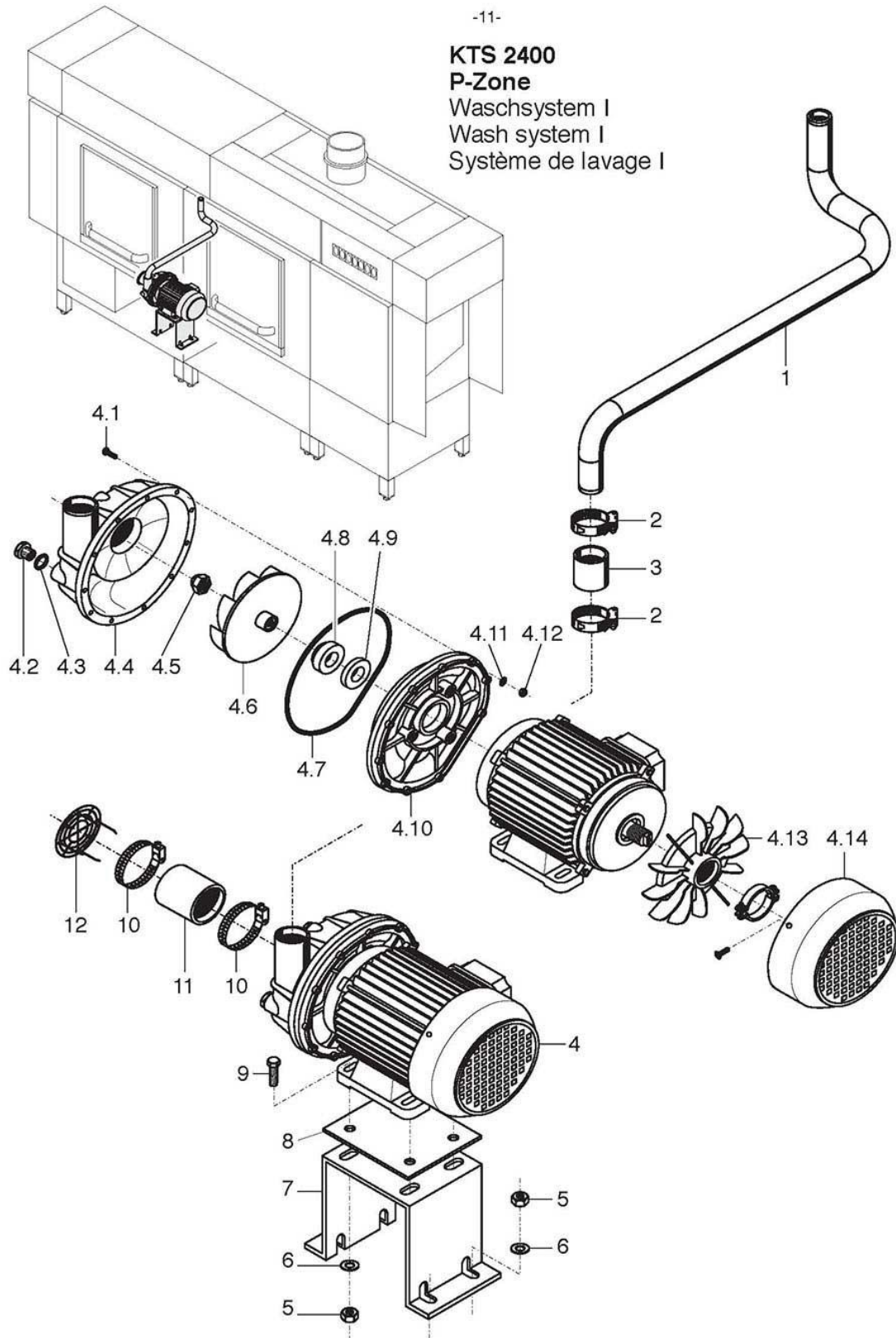
KTS 2400; P-zone: item 5 - 11
KTS 1900 / KTS 2400; W-zone; until machine no.: 379 267: item 12 -19
KTS 1900 / KTS 2400; N-zone; until machine no.: 379 267: item 20 - 28
KTS 1900 / KTS 2400; W-zone; from machine no.: 379 268: item 29 - 32
KTS 1900 / KTS 2400; N-zone; from machine no.: 379 268: item 26 - 28, 33 - 37

KTS 1900 / KTS 2400

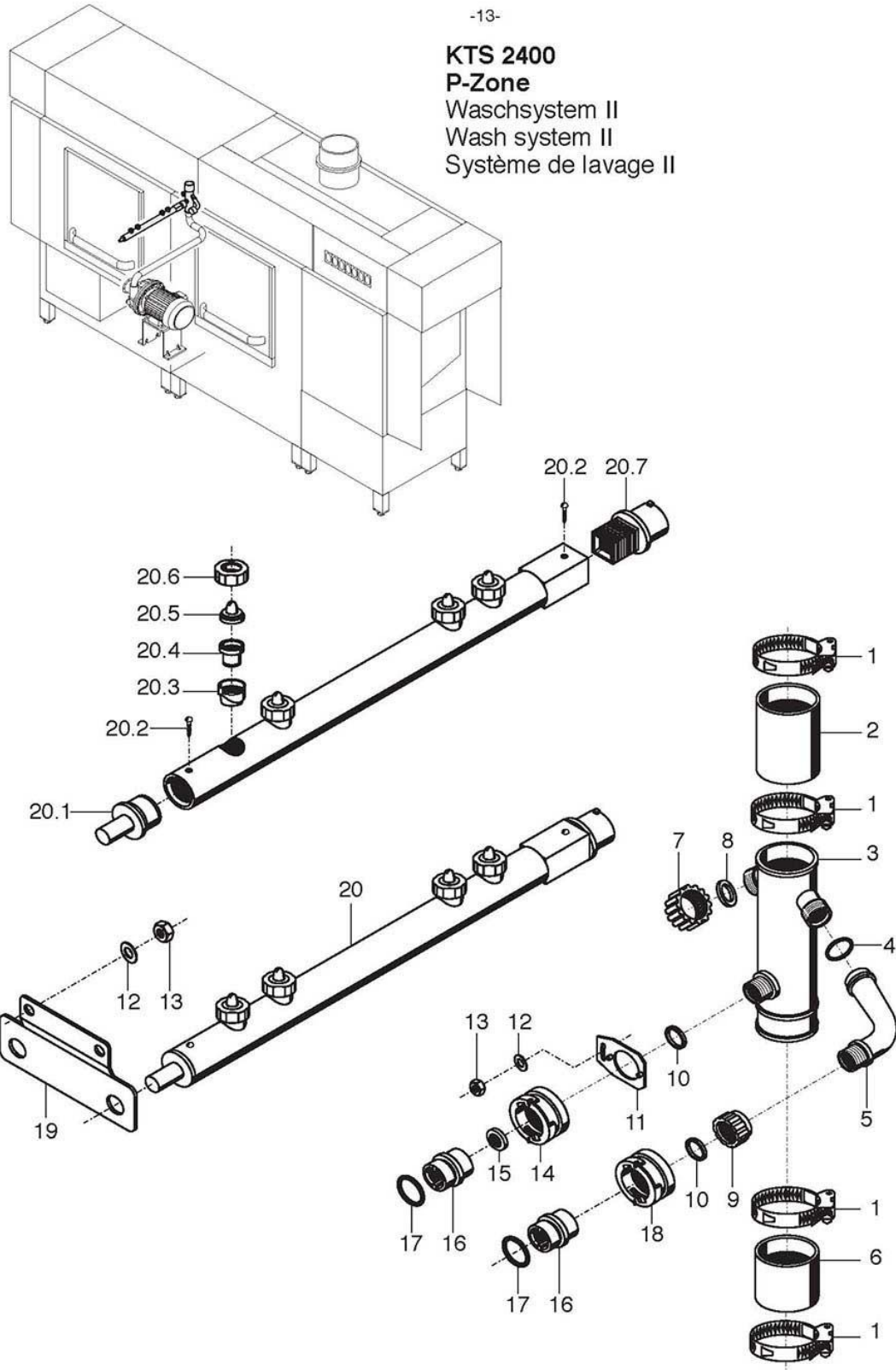
Mediamat
Mediamat
Médiamat



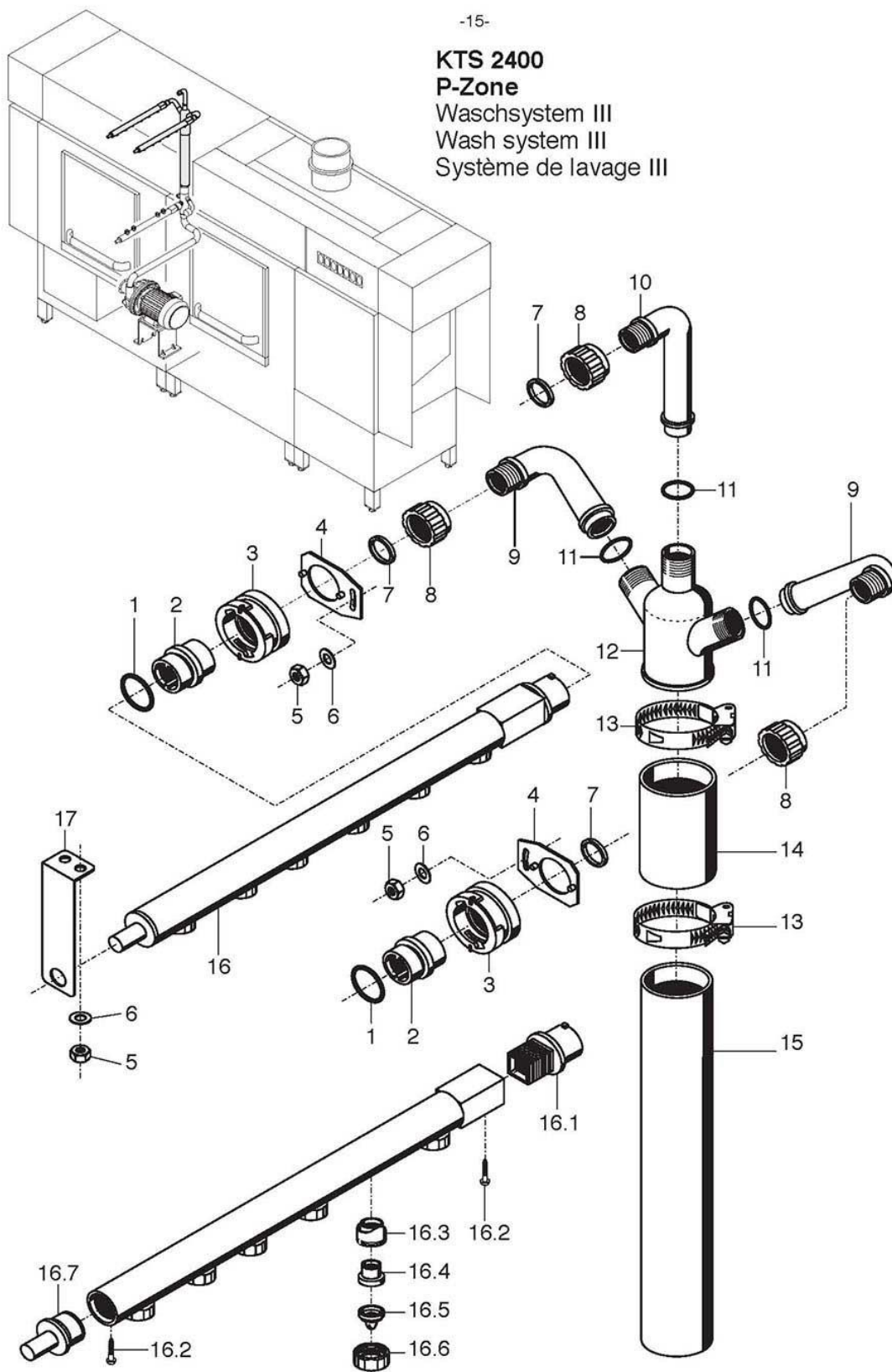
KTS 2400
P-Zone
Waschsystem I
Wash system I
Système de lavage I



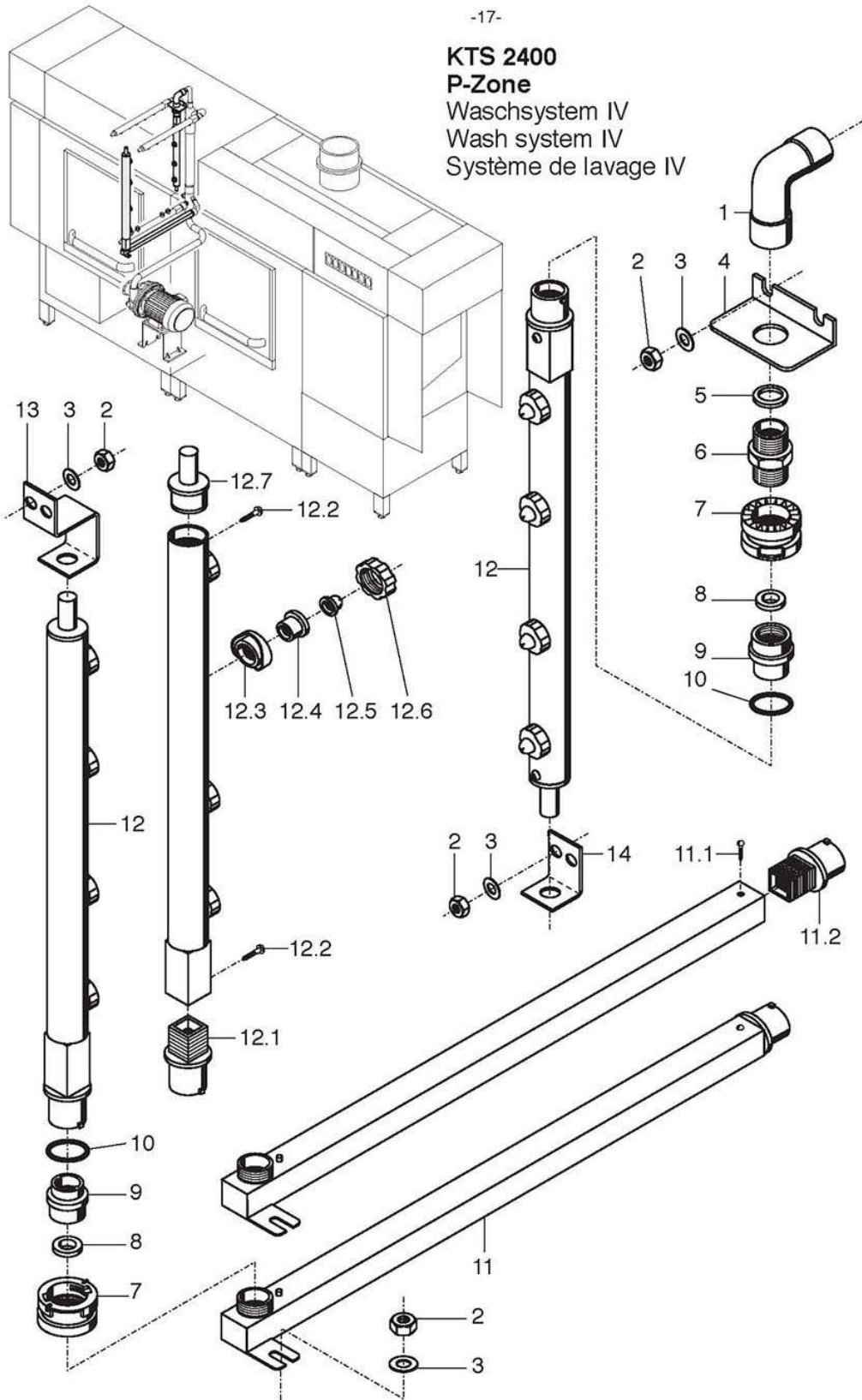
KTS 2400
P-Zone
Waschsystem II
Wash system II
Système de lavage II



KTS 2400
P-Zone
Waschsystem III
Wash system III
Système de lavage III



KTS 2400
P-Zone
Waschsystem IV
Wash system IV
Système de lavage IV



KTS 2400
P-zone
Wash system IV

Item	Designation	Part no.	Pc.	Notes
1	Angle; R 3/4"; 90°	30 02 109		
2	Hex nut; M 6 self-locking	21 05 304		
3	Washer; ø 6.4 x ø 12.5 x 1.6	22 01 302		
4	Angle	65003470		Part made to order only !
5	Seal; ø 27 x ø 34 x 2.0	27 09 025		
6	Union stem; G 3/4"	30 11 207		
7	Locking ring; ø 49 x 28	61002023	2	
8	Washer; ø 10 x ø 24 x 1.5	62002653	2	
9	Locking nut; ø 38 x 28; G 3/4"	61004059	2	
10	O-ring; 28 x 2.5	27 07 049	2	
11	Connecting pipe cpl.	65003467		Incl. items 11.1 & 11.2
11.1	Sheet-metal screw; ST 2.9 x 6.5	20 20 308		
11.2	Wash arm head; ø 44 x 69	65002079		
12	Wash arm cpl.; 4 nozzles; 586mm	65003462	2	Incl. items 12.1 - 12.7
12.1	Wash arm head; ø 44 x 69	65002079	2	
12.2	Sheet-metal screw; ST 2.9 x 6.5	20 20 308		
12.3	Bottom part of nozzle; ø 24 x 9	65002842	8	
12.4	Bottom part of nozzle; G 3/4" x 18.1	65003257	8	
12.5	Slotted nozzle; ø 20.5 x 14	65003461	8	
12.6	Cap nut; G 3/4" x ø 16	62001808	8	
12.7	Guide piece; ø 34 x 60	65002845	2	
13	Holder	65003473		Part made to order only !
14	Holder	65003474		Part made to order only !

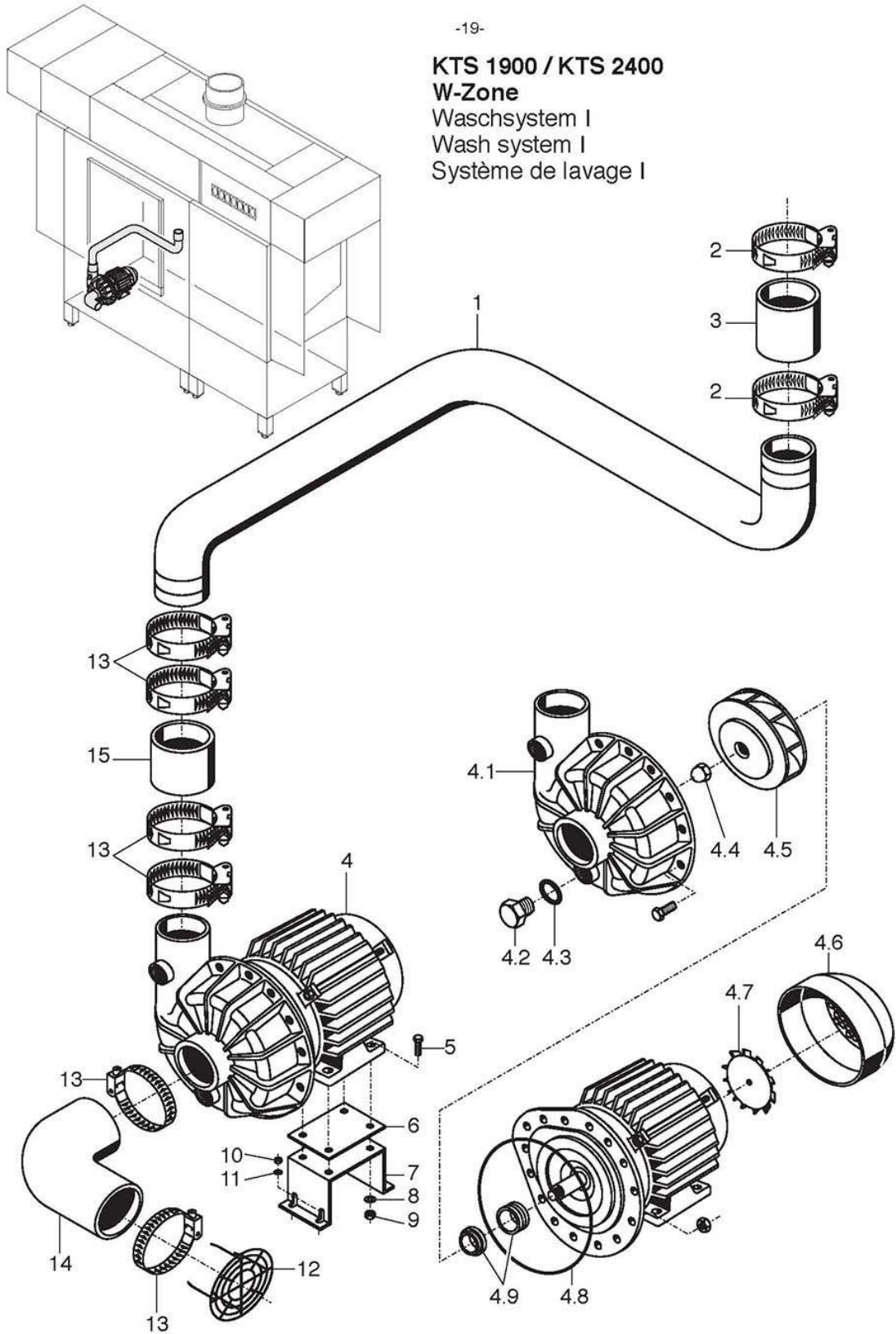
KTS 1900 / KTS 2400

W-Zone

Waschsystem I

Wash system I

Système de lavage I



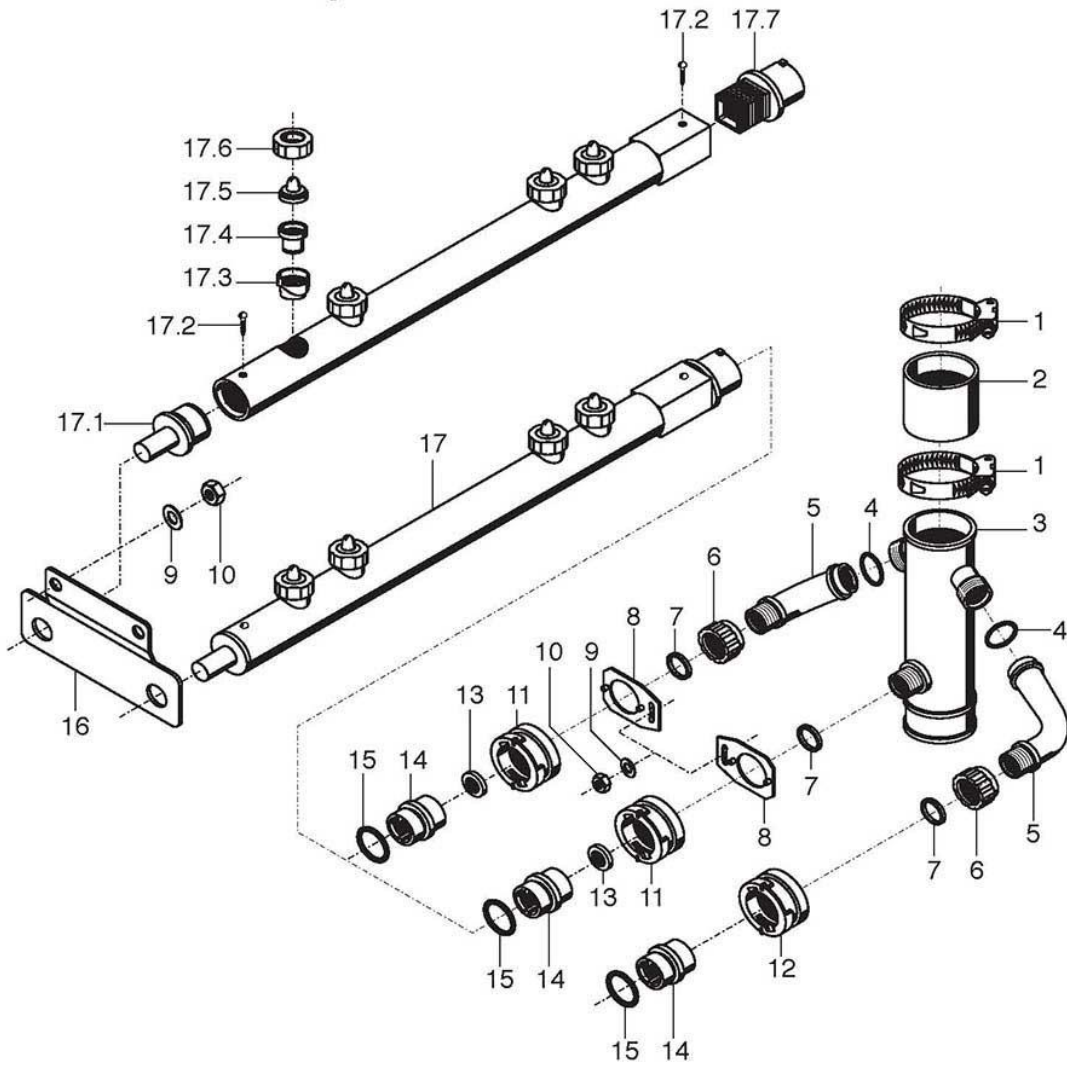
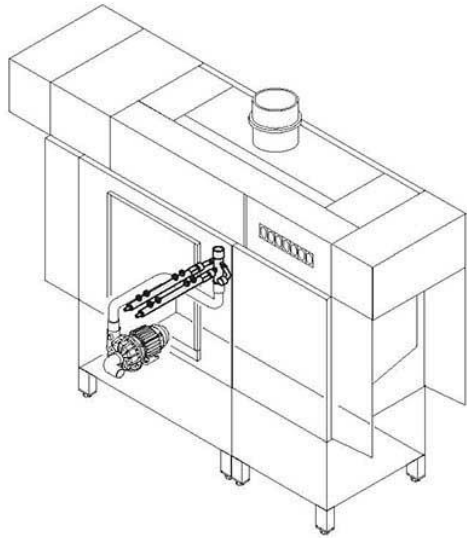
KTS 1900 / KTS 2400

W-Zone

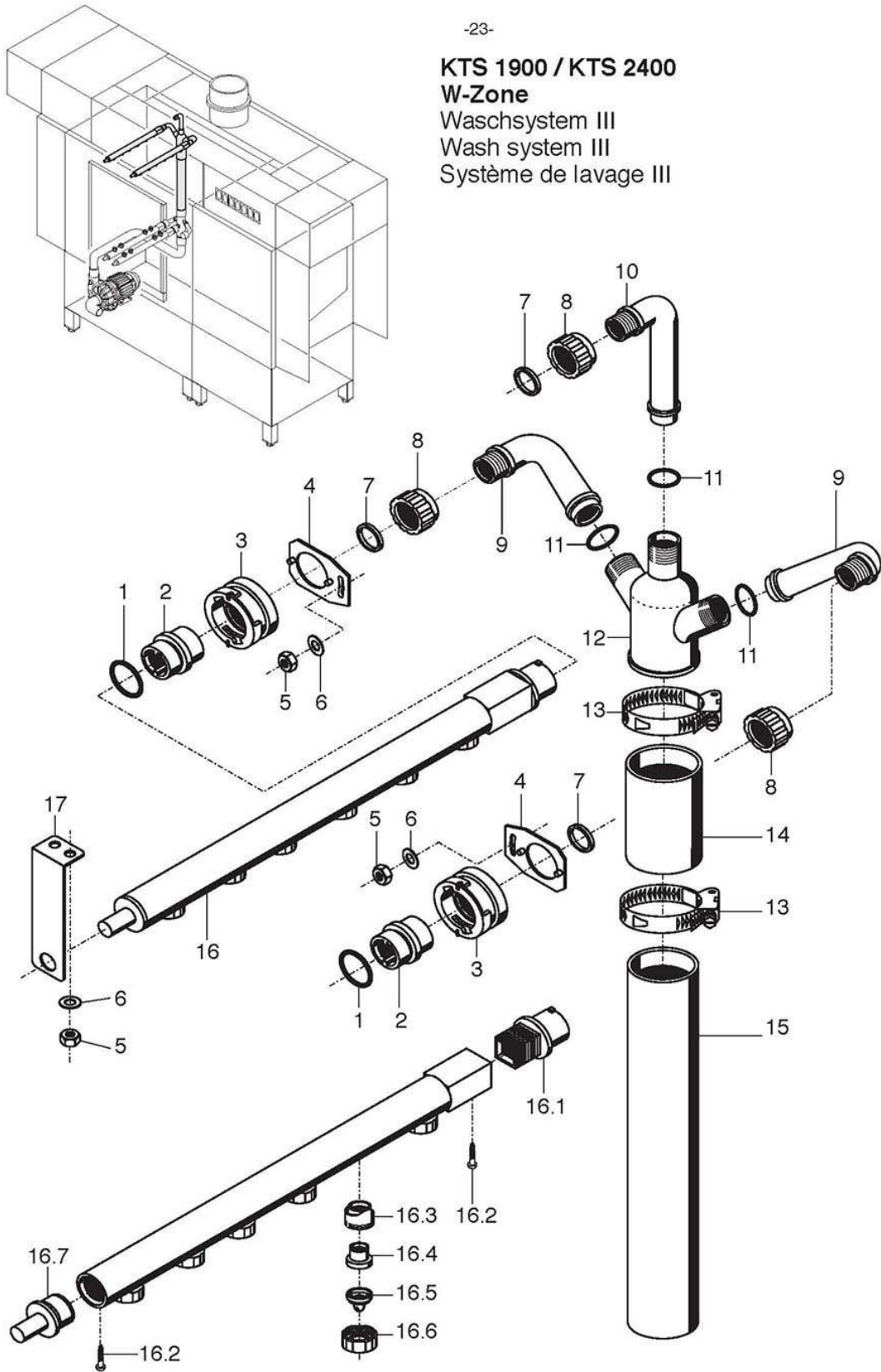
Waschsystem II

Wash system II

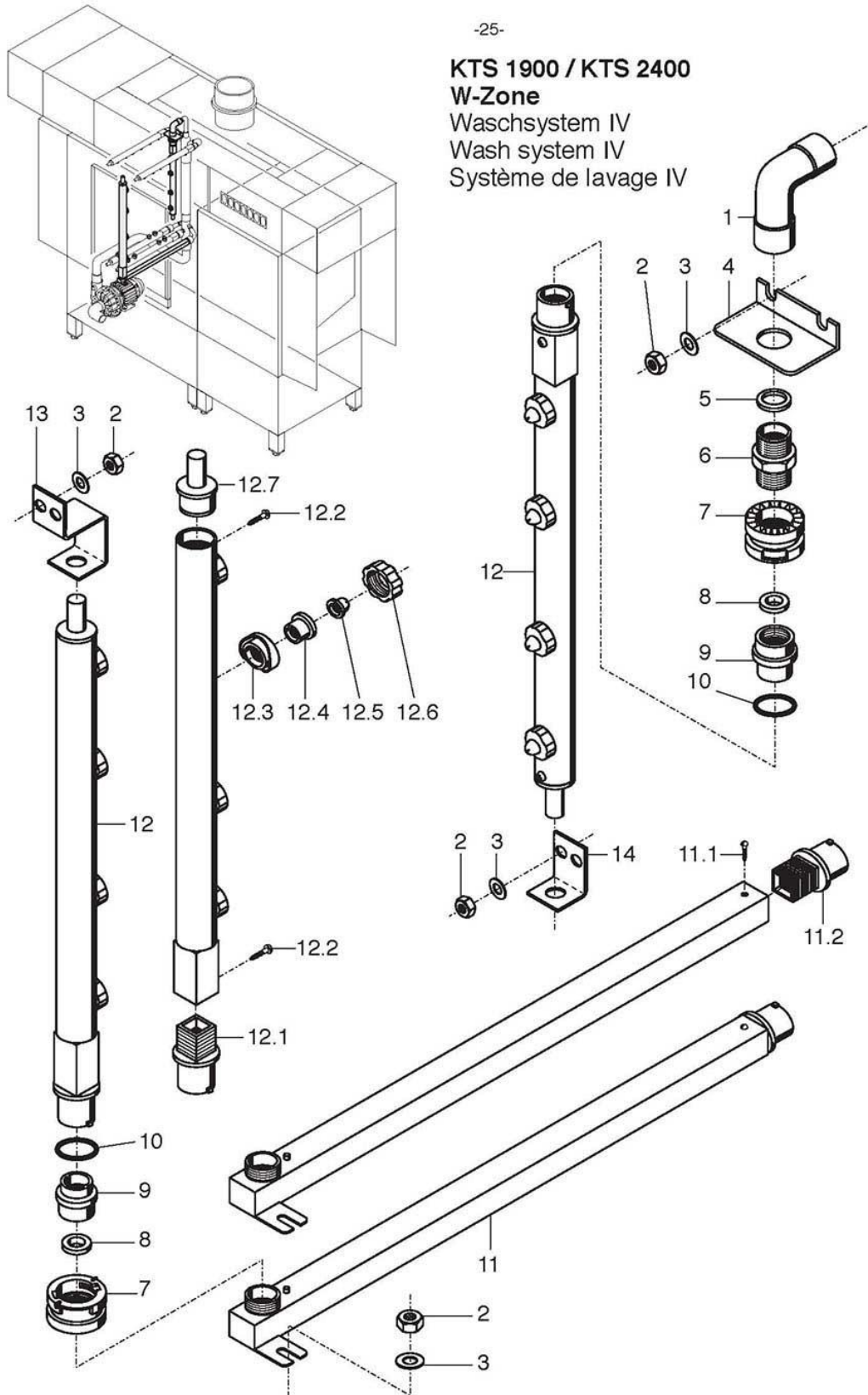
Système de lavage II



KTS 1900 / KTS 2400
W-Zone
Waschsystem III
Wash system III
Système de lavage III

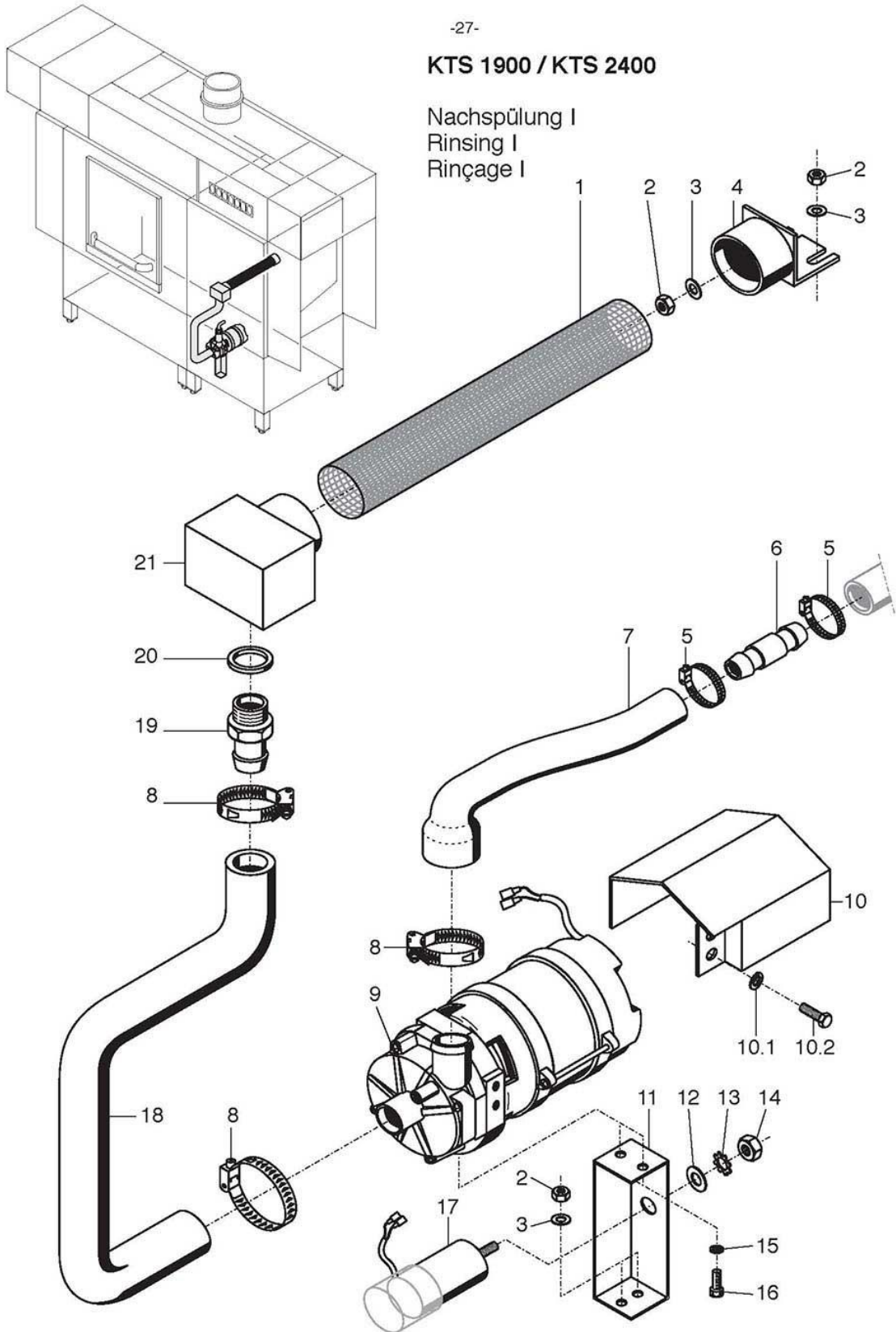


KTS 1900 / KTS 2400
W-Zone
Waschsystem IV
Wash system IV
Système de lavage IV



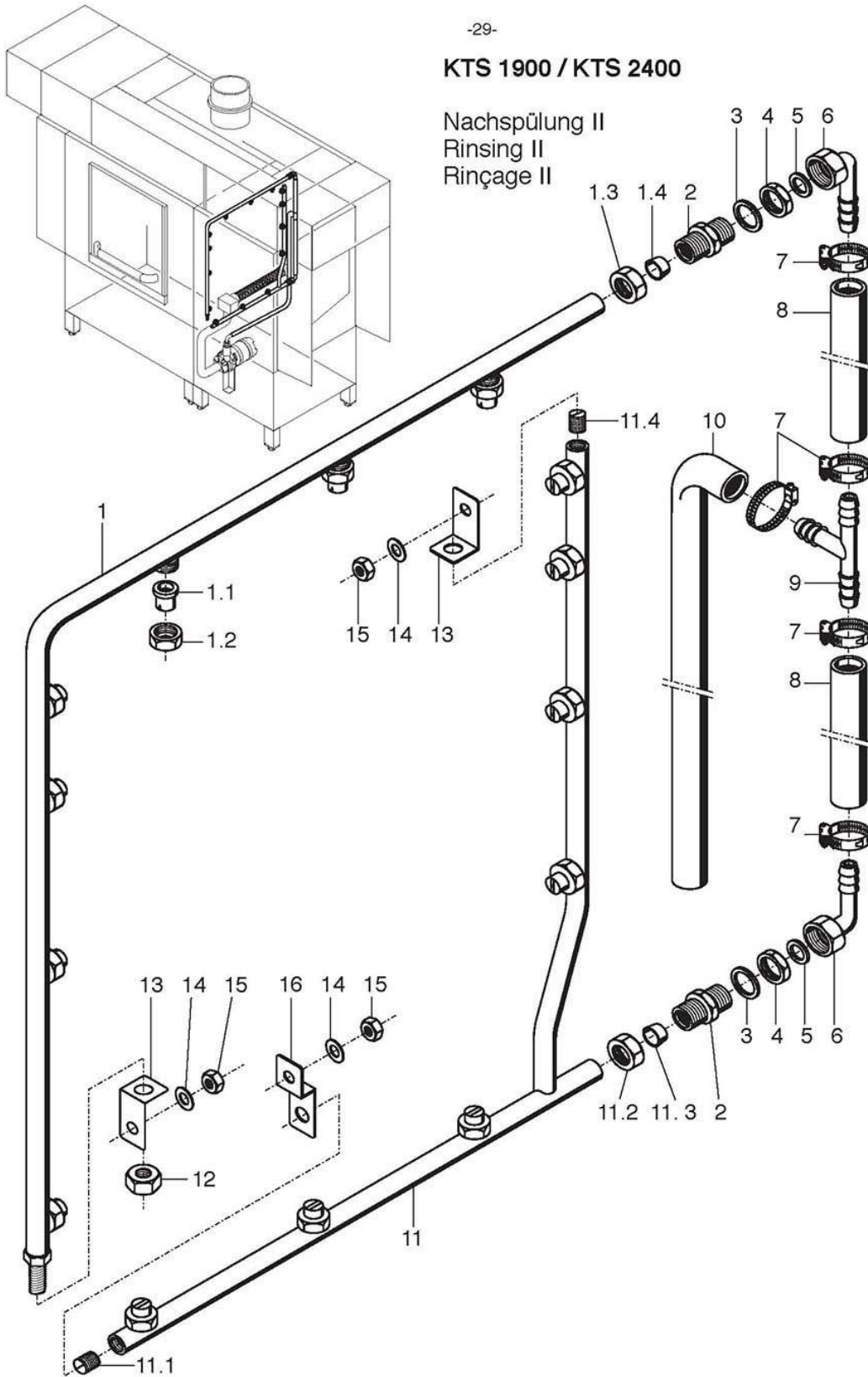
KTS 1900 / KTS 2400

Nachspülung I
Rinsing I
Rinçage I



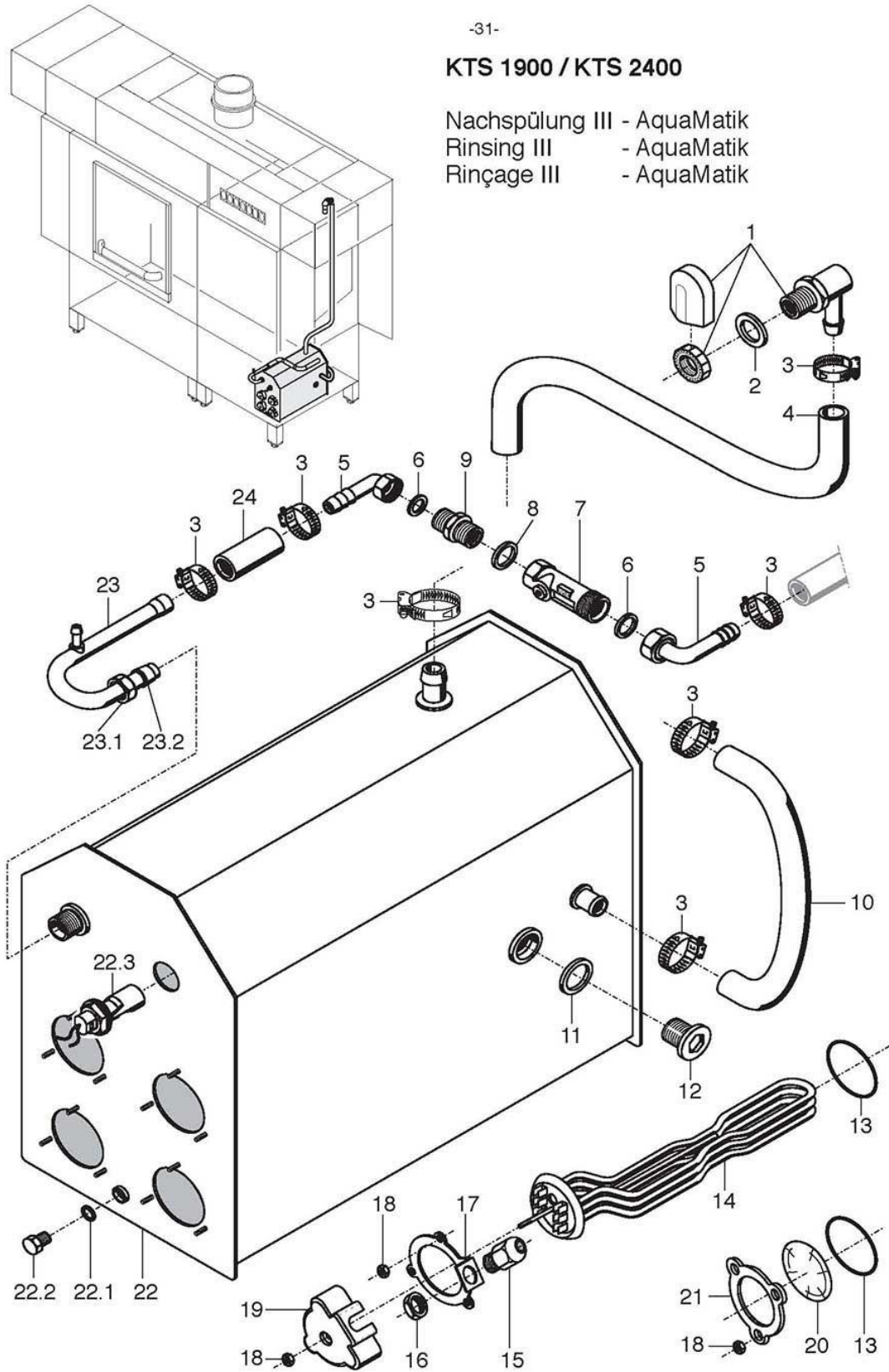
KTS 1900 / KTS 2400

Nachspülung II
Rinsing II
Rinçage II



KTS 1900 / KTS 2400

Nachspülung III - AquaMatik
Rinsing III - AquaMatik
Rinçage III - AquaMatik



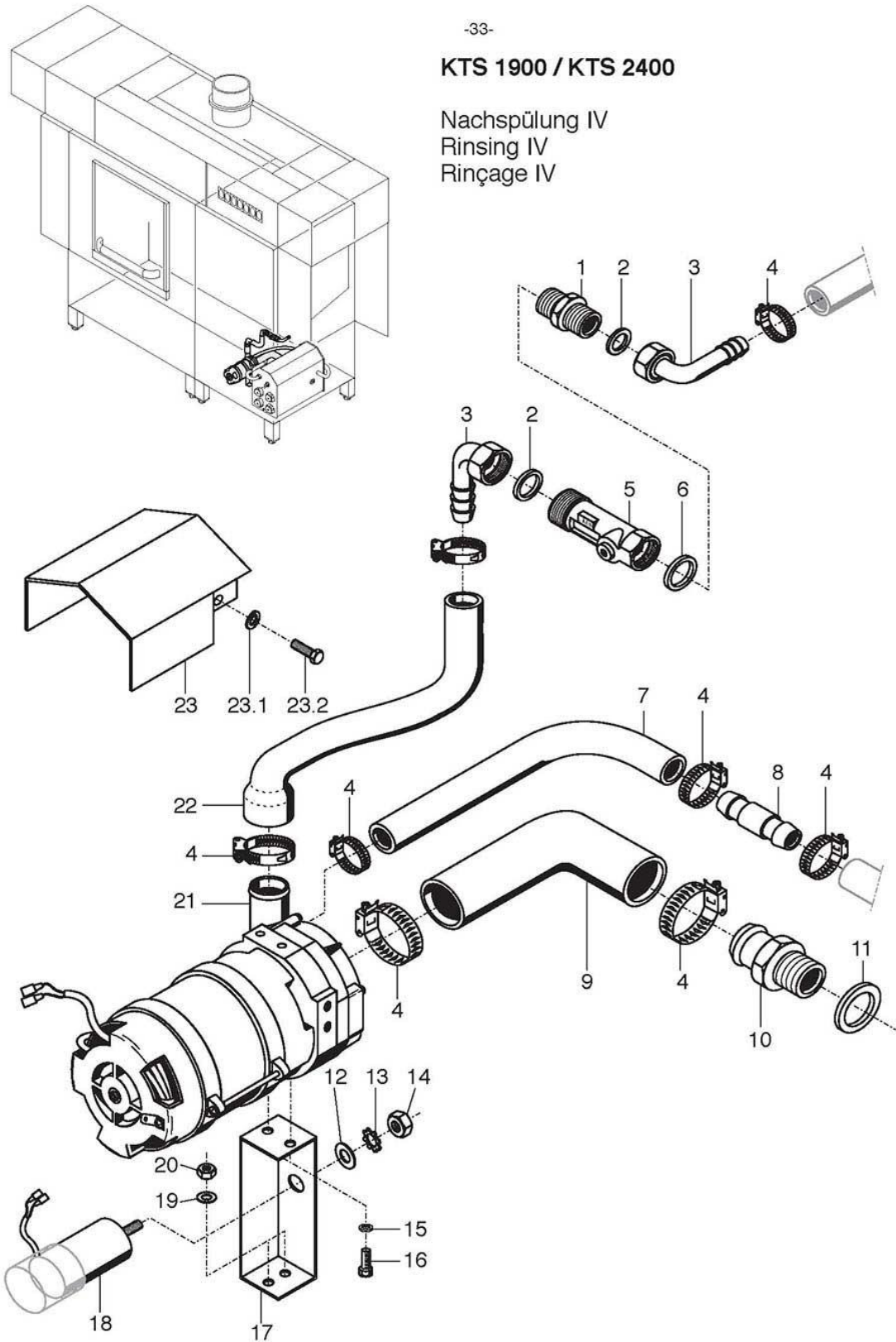
KTS 1900 / KTS 2400

Rinse III - AquaMatik

Item	Designation	Part no.	Pc.	Notes
1	Tank inlet set	55 31 007		Incl. items 2 & 3
2	Seal; D21 x D28 x 2,0	27 09 011		replaced by 55 31 007
2	Seal; \varnothing 20.5 x \varnothing 28.5 x 2.0	27 01 002		replaced by 55 31 007
2	O-ring; 20 x 3	27 07 031		
3	Hose clip; \varnothing 14 - 24 x 9	28 02 108		
4	Hose; nom. dia. 13.5 x 3.5 x 1300	40 02 029		Per meter
5	Hose stem angled; \varnothing 18	60002474	2	Incl. item 8
6	Seal; \varnothing 19.5 x \varnothing 24 x 1.5	27 09 010	2	
7	Flow control valve; G 1/2" x G 3/4"	32 05 009		
8	Seal; \varnothing 20.9 x \varnothing 27 x 2.0	27 04 006		
9	Reducing nipple; R 1/2" x R 3/4"; width A/F27	30 11 304		
10	Tank inlet hose; nom. dia. 10 x nom. dia. 14 x 4.0	40 03 003		Shorten
11	Seal; \varnothing 13.3 x \varnothing 18.0 x 2.0	27 09 011		
12	Locking screw; G 1/2"	30 08 303		
13	O-ring; 46 x 6.0	27 07 069		
14	Heating element cranked; 9.0kW; 230V/400V/3	31 03 018		Observe power and voltage ratings on heating element flange
	Heating element cranked; 9.0kW; 240V/420V/3	31 03 057		
	Heating element cranked; 6.0kW; 230V/400V/3	31 03 017		
	Heating element cranked; 6.0kW; 240V/420V/3	31 03 043		
	Heating element cranked; 6.0kW; 200V/346V/3	31 03 046		
	Heating element cranked; 6.0kW; 254V/440V/3	31 04 034		
	Heating element cranked; 3.0kW; 230V/400V/3	31 03 100		
	Heating element cranked; 3.0kW; 240V/420V/3	31 03 101		
	Heating element cranked; 3.0kW; 200V/346V/3	31 03 097		
15	Cable gland; PG 13.5	31 10 040	4	
16	Hex nut; PG 13.5	31 10 041	4	
17	Clamping plate cpl.	55 19 018		
18	Hex nut; M 5	21 01 203		
19	Cap	31 03 014	4	
20	Blank flange; \varnothing 60	60002787		Incl. items 13, 18, 21
21	Clamping plate	01 17 003		
22	Boiler; 4-hole; cpl.	70002387		Incl. items 22.1 - 22.3
22.1	Seal; \varnothing 10 x \varnothing 18 x 1.5	27 03 003		
22.2	Hex-head screw; M 10 x 16	20 01 352		
22.3	Float switch; 250V; 15VA	55 28 255		
n.p.	Seal for float switch	31 26 036		
23	Boiler inlet bend cpl.	55 09 054		Incl. items 23.1 & 23.2
23.1	Cap nut; G 1/2"; \varnothing 12.2 x 15	29 07 201		
23.2	Cutting ring; \varnothing 15 x 10; nom. dia. 12	29 07 300		
24	Hose; nom. dia. 13.5 x 3.5 x 150	40 02 029		Per meter

KTS 1900 / KTS 2400

Nachspülung IV
Rinsing IV
Rinçage IV



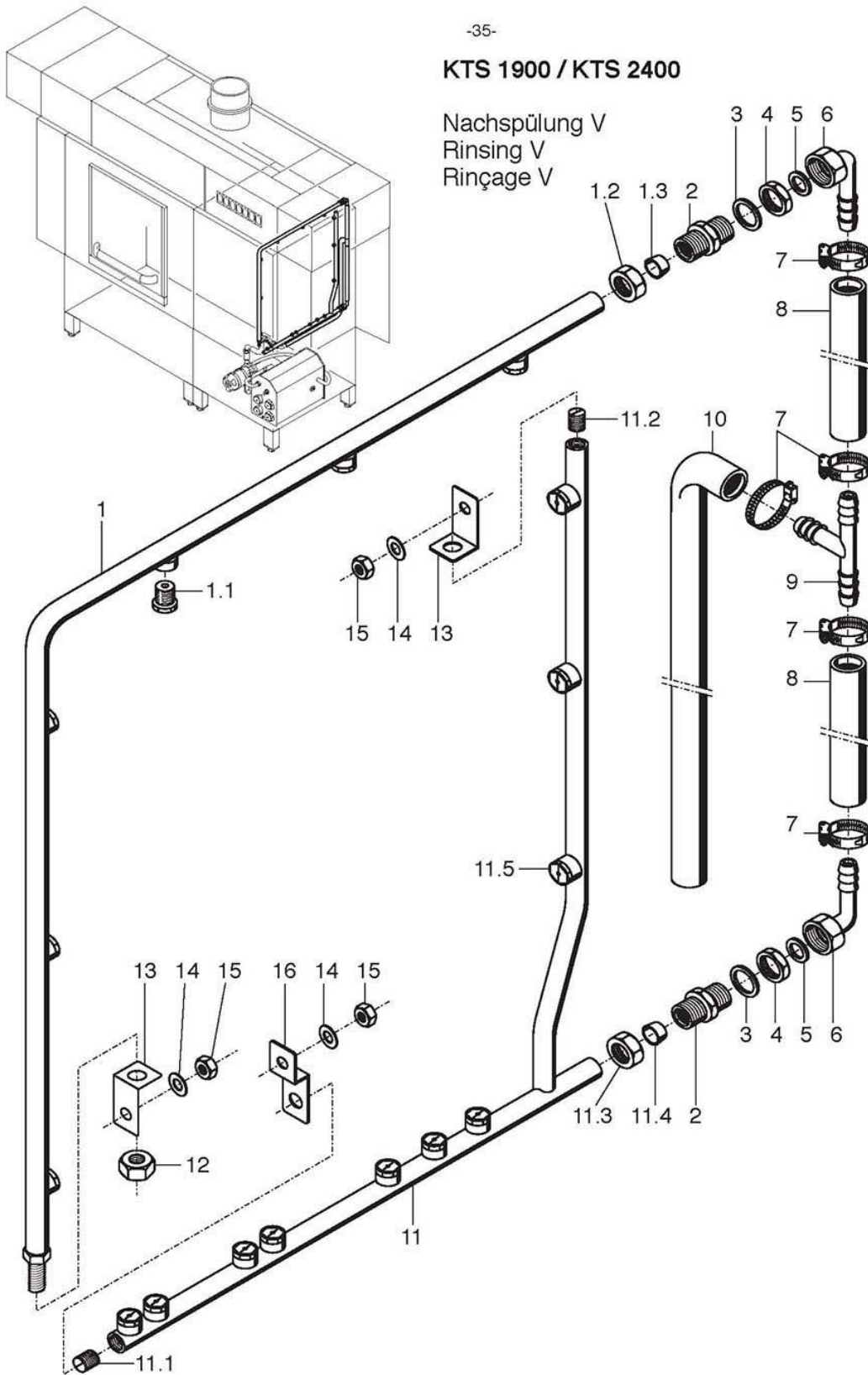
KTS 1900 / KTS 2400

Rinse IV

Item	Designation	Part no.	Pc.	Notes
1	Reducing nipple; R 1/2" x R 3/4"; width A/F 27	30 11 304		
2	Seal; ø 19.5 x ø 24 x 1.5	27 09 010		
3	Hose stem angled; ø 18	60002474		Incl. item 2
4	Hose clip; ø 24 - 44 x 12	28 02 309		
5	Flow control valve; G 1/2" x G 3/4"	32 05 009		
6	Seal; ø 20.9 x ø 27 x 2.0	27 04 006		
7	Tank inlet hose; nom. dia. 10 x nom. dia. 14 x 4.0	40 03 003		Shorten
8	Hose connecting piece straight	29 06 509		KTS 1900 / 2400 L-R
9	Shaped hose; nom. dia. 25 x 4.0; 80 x 130	80001902		
10	Hose stem; ø 26 x 41; G 1/2"; width A/F 27	80001403		
11	Seal; ø 21 x ø 28 x 2.0	27 09 011		
12	Washer; ø 8.4 x ø 17 x 1.6	22 01 303		
13	Spring washer; B8	23 03 301		
14	Hex nut; M 8	21 01 305		
15	Lock washer; B 6	23 03 300		
16	Hex-head screw; M 6 x 16	20 01 306		
17	Holder	65003487		Part made to order only !
18	Capacitor; 5µF; 250V; 50/60Hz	31 13 099		
19	Washer; ø6.4 x ø 12.5 x 1.6	22 01 302		
20	Hex nut; M 6 self-locking	21 05 304		
21	Pump; 0,27kW; 1 x 220-240V; 50Hz	31 02 477		Incl. item 18
	Pump; 0,27kW; 1 x 220-240V; 60Hz	31 02 445		
	Pump; 0,27kW; 1 x 180-200V; 50Hz	31 02 446		
	Pump; 0,27kW; 1 x 180-200V; 60Hz	31 02 447		
22	Shaped hose; nom. dia. 12.5 x 25	62002145		
23	Guard set	80002255		Incl. items 23.1 & 23.2
23.1	Lock washer; B 6	23 03 300	2	
23.2	Hex-head screw; M 6 x 16	20 01 306	2	

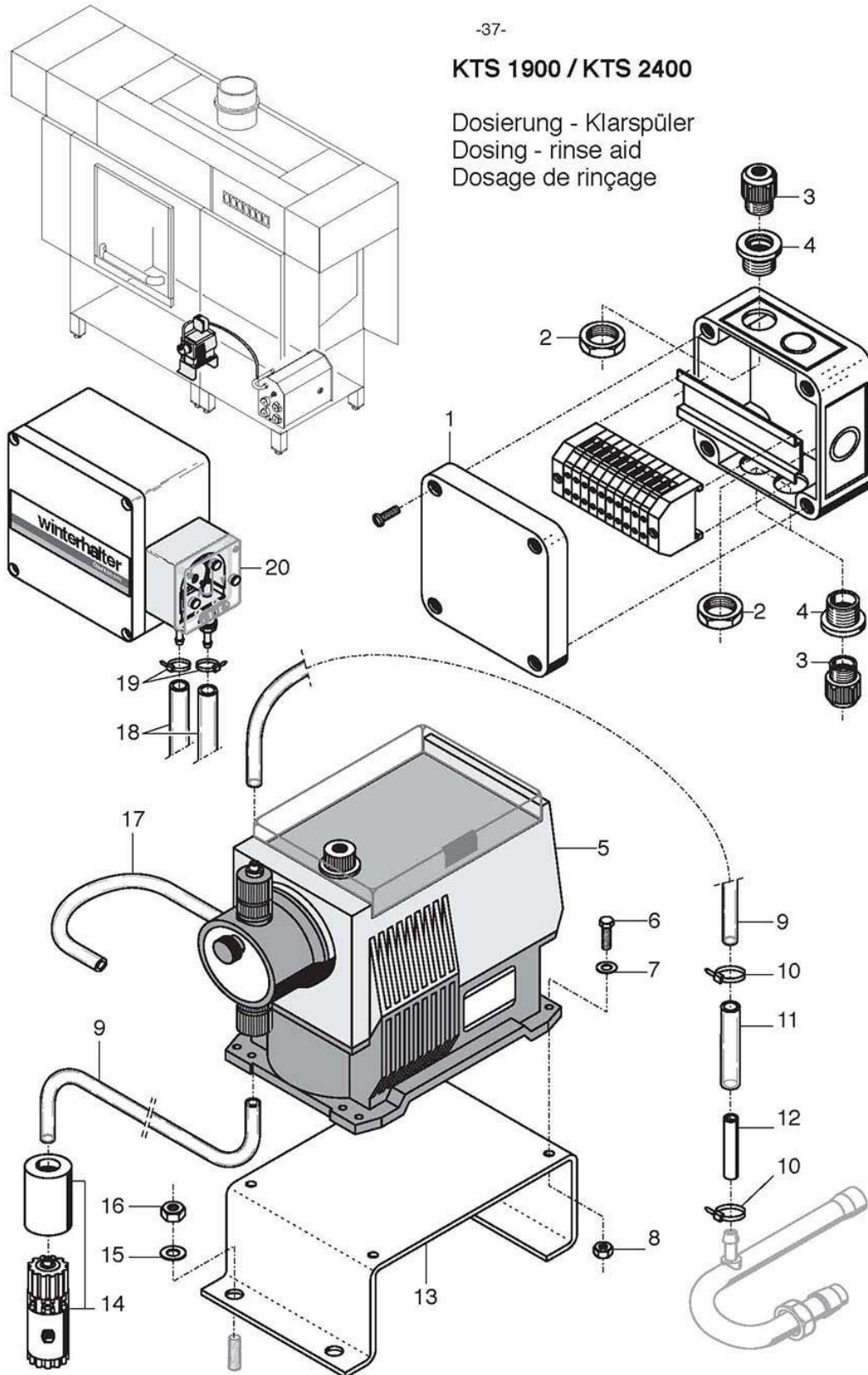
KTS 1900 / KTS 2400

Nachspülung V
Rinsing V
Rinçage V



KTS 1900 / KTS 2400

Dosierung - Klarspüler
Dosing - rinse aid
Dosage de rinçage



KTS 1900 / KTS 2400

Dosing - rinse aid

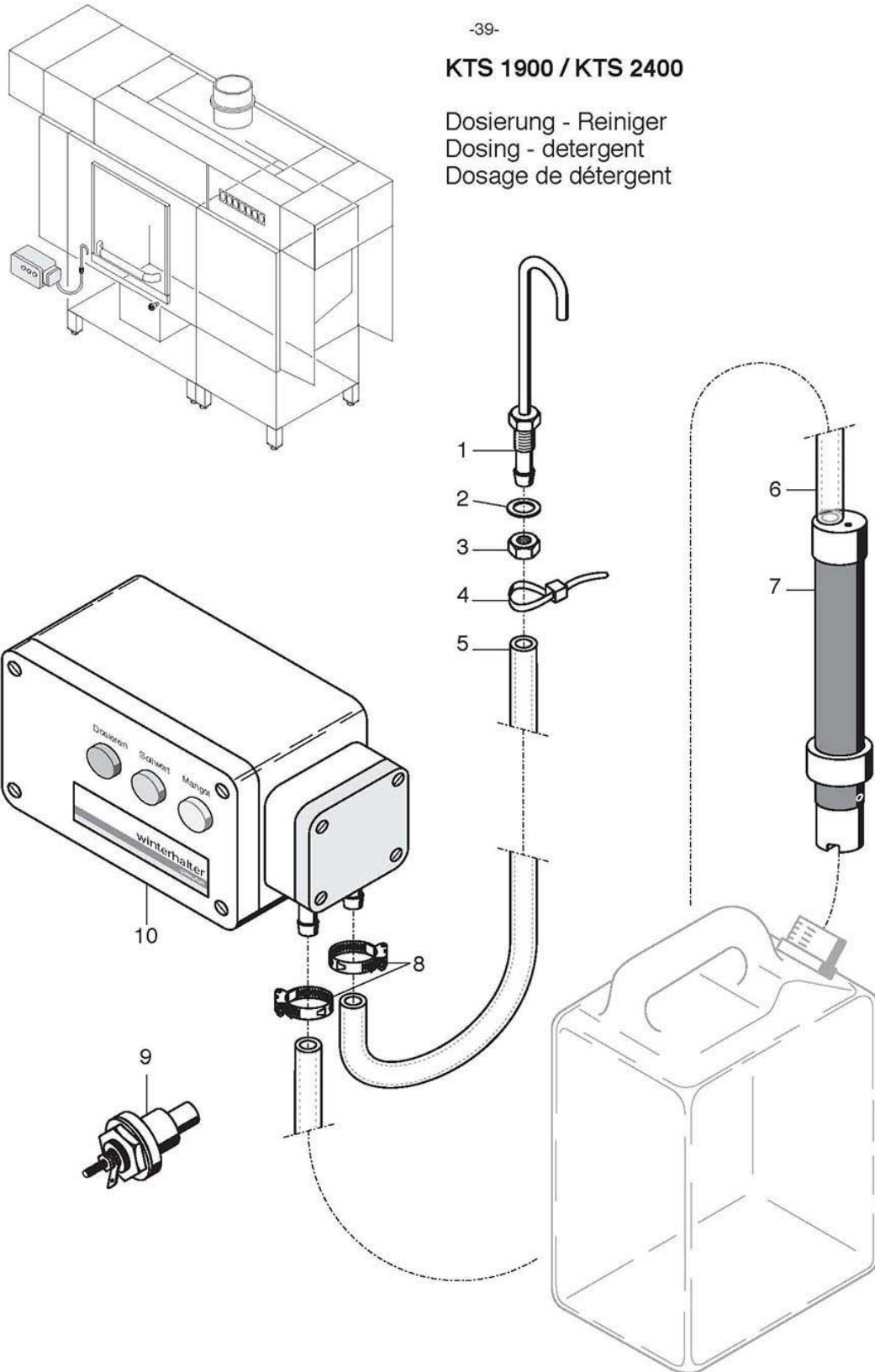
Item	Designation	Part no.	Pc.	Notes
1	Terminal block box	31 18 087		
2	Hex nut; PG 16	31 10 110	2	
3	Cable gland; PG 9	31 10 042	2	
4	Reducing ring; KUK 16/9	31 10 116	2	
5	Dosing pump; M 205			Replaced by item 20
6	Hex-head screw; M 4 x 12	20 01 316		
7	Washer; \varnothing 4.3 x \varnothing 8 x 0.5	22 02 302		
8	Hex nut; M 4 self-locking	21 05 300		
9	Pipe; \varnothing 6 x 1.0 x 3000 (Tecalan)	40 01 005		Per meter
10	Wire hose clip	28 02 348		
11	Hose; nom. dia. 5 x 1.5 x 42	40 01 024		Per meter
12	Pipe section; \varnothing 4.0 x 0.5 x 26	80001351		
13	Bracket	72001052		Part made to order only !
14	Valve	31 02 025		
15	Washer; \varnothing 5.3 x \varnothing 10 x 1.0	22 01 300		
16	Hex nut; M 5 self-locking	21 05 302		
17	Hose; nom. dia. 4.0 x 1.0 x 1000	40 01 018		Per meter
n.p.	Transformer; 0.8kW; 110-500V/110-220V; 800VA	31 15 031		For ship voltage
18	Hose; nom. dia. 5 x 1.5	40 01 024	2	Per meter
19	Wire hose clip	28 02 348		
20	Rinse aid dosing device; KSP 16	80002310		See separate spare parts list

Items 1 - 17: up to 7/98

Items 18 - 20: from 7/98

KTS 1900 / KTS 2400

Dosierung - Reiniger
Dosing - detergent
Dosage de détergent



KTS 1900 / KTS 2400

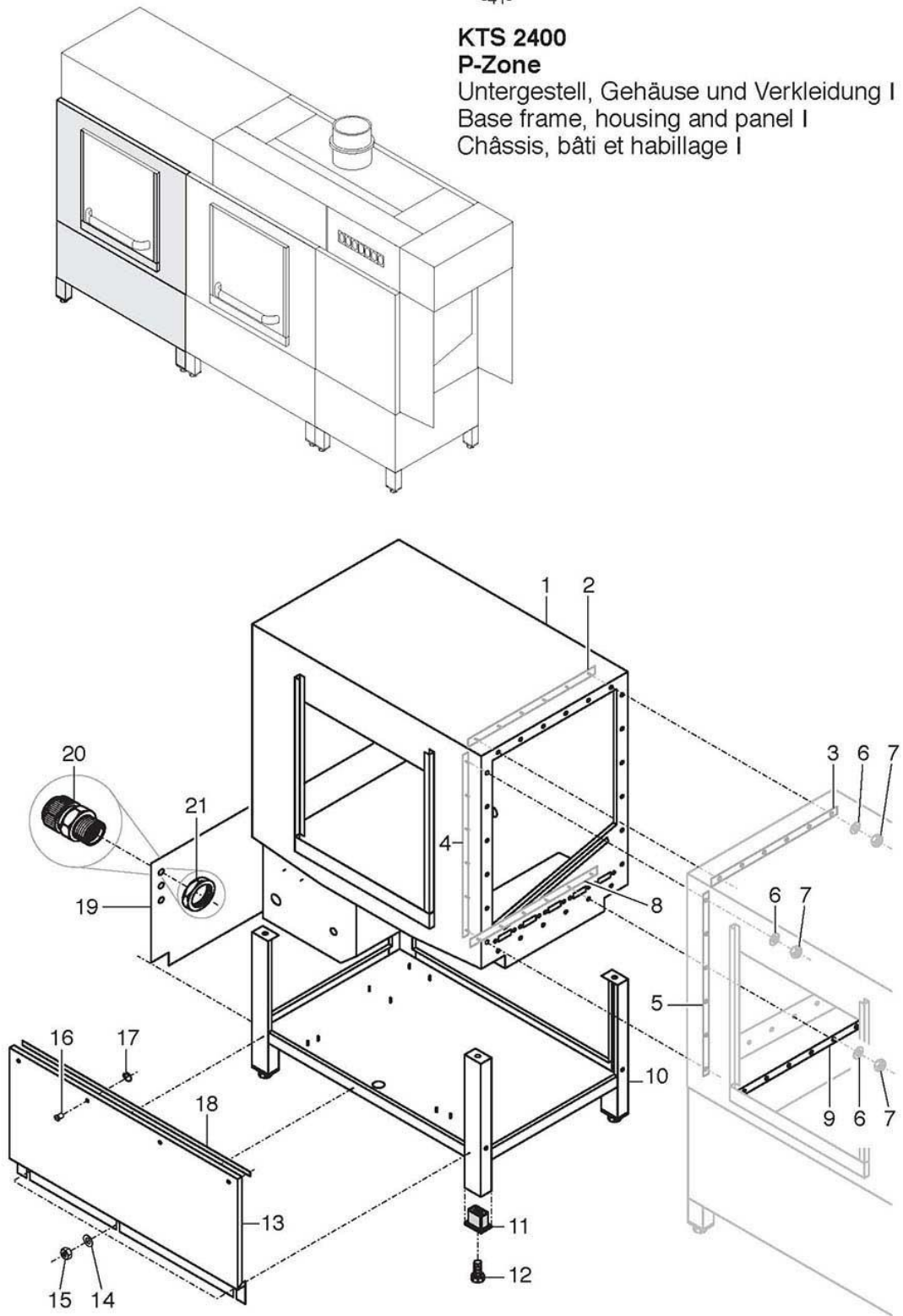
Dosing - detergent

Item	Designation	Part no.	Pc.	Notes
1	Dosing nozzle	70002494		
2	Seal; \varnothing 8 x \varnothing 15 x 1.5	27 09 001		
3	Hex nut; M 10	21 01 306		
4	Wire hose clip	28 02 348		
5	Hose; nom. dia. 5 x 1.5 x 4000	40 01 024		Per meter
6	Hose; nom. dia. 5 x 1.5 x 3000	40 01 024		Per meter
7	Suction stick 425 long	31 13 103		
8	Wire hose clip	28 02 348		
9	Conductivity electrode	31 13 043		
10	Dosing pump; SP 166 L; 230V; 50Hz	80000299		See separate spare parts list
	Dosing pump; SP 166 L; 230V; 60Hz	80001956		

--	--	--	--	--

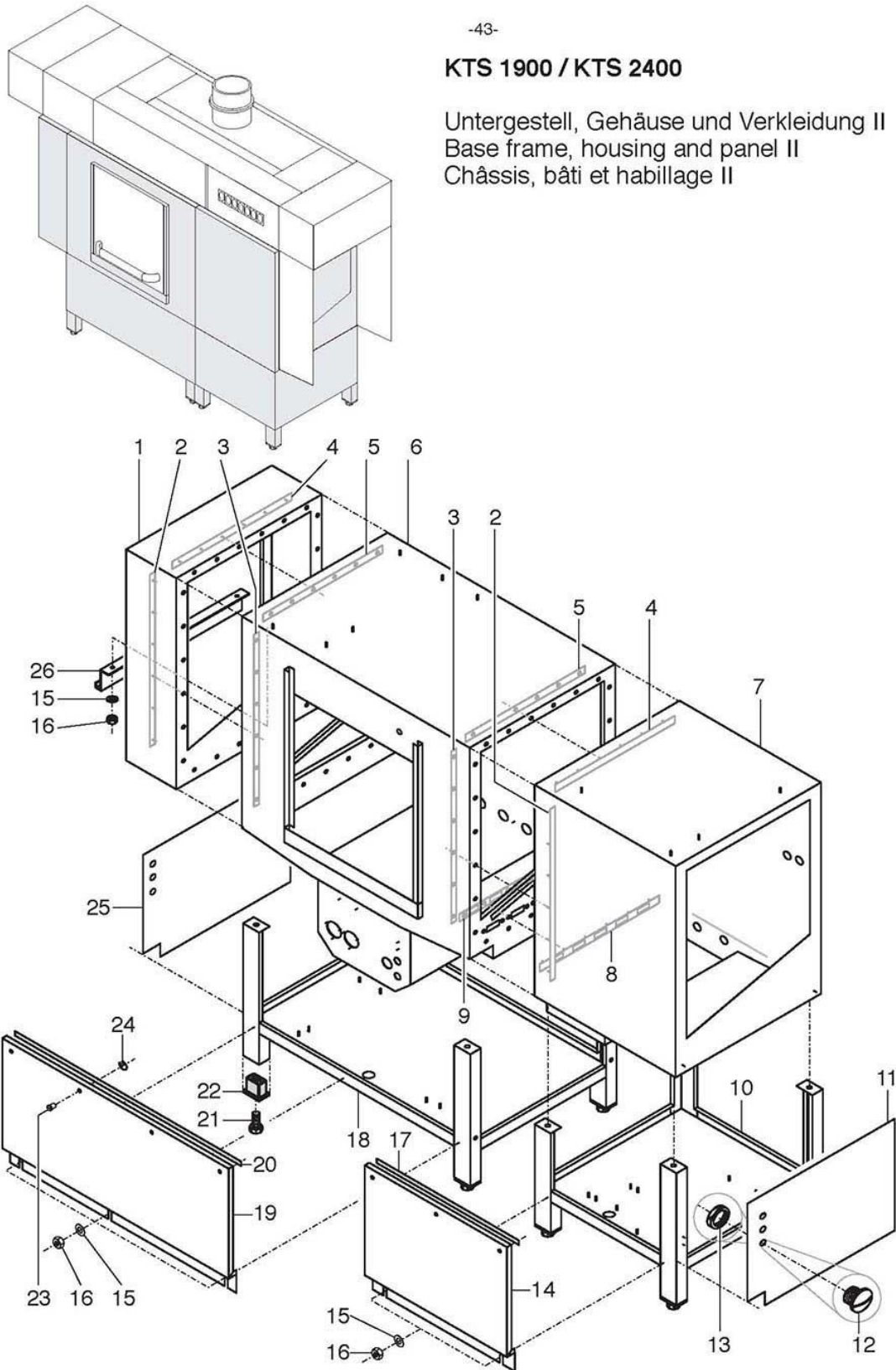
KTS 2400
P-Zone

Untergestell, Gehäuse und Verkleidung I
Base frame, housing and panel I
Châssis, bâti et habillage I



KTS 1900 / KTS 2400

Untergestell, Gehäuse und Verkleidung II
Base frame, housing and panel II
Châssis, bâti et habillage II



KTS 1900 / KTS 2400

Base frame, housing and panelling II

Item	Designation	Part no.	Pc.	Notes	
1	Housing (inlet zone)	65003622		KTS 1900 L-R	No more available
	Housing (inlet zone)	65003596		KTS 1900 R-L	
2	Terminal strip; 748mm with welding stud	65003408	4	Front und rear part made to order only!	
3	Terminal strip; 748mm	65003160	4		
4	Terminal strip; 780mm with welding stud	65003406	2	Top	part made to order only!
5	Terminal strip; 780mm	65003159	2		
6	Housing (wash zone)	65003625		KTS 1900 L-R	No more available
	Housing (wash zone)	65003598		KTS 1900 R-L	
	Housing (wash zone)	65003695		KTS 2400 L-R	
	Housing (wash zone)	65003036		KTS 2400 R-L	
7	Housing (rinse zone)	65003629		KTS 1900 L-R / KTS 2400 L-R	No more available
	Housing (rinse zone)	65003058		KTS 1900 R-L / KTS 2400 R-L	
8	Terminal strip; 783mm with welding stud	65003410		Bottom	part made to order only!
9	Terminal strip; 783mm	65003158			
10	Supporting frame (rinse zone)	65003657		KTS 1900 L-R / KTS 2400 L-R	part made to order only!
	Supporting frame (rinse zone)	65003050		KTS 1900 R-L / KTS 2400 R-L	
11	Panelling right	65003250		KTS 1900 L-R / KTS 2400 L-R/	part made to order only!
	Panelling right	65003615		KTS 2400 R-L KTS 1900 R-L	
12	Screw cap; PG 21	31 10 027			
13	Hex nut; PG 21	31 10 071			
14	Panelling front	65003905		Incl. items 15 - 17; 23; 23 part made to order only!	
15	Washer; \varnothing 6.4 x \varnothing 12.5 x 1.6	22 01 302			
16	Hex nut; M 6 self-locking	21 05 304			
17	Gasket; 10 x 4 x 600	62001618		Per meter	
18	Supporting frame (wash zone)	65003623		KTS 1900 L-R / KTS 1900 R-L	part made to order only!
	Supporting frame (wash zone)	65003616		KTS 2400 L-R /	
	Supporting frame (wash zone)	65003041		KTS 2400 R-L	
19	Panelling front	65003906		Incl. items 15, 16, 20, 23, 24	
20	Gasket; 10 x 4 x 1000	62001618		Per meter	
21	Threaded insert	35 01 063	8		
22	Foot cleat	35 01 064	8		
23	Threaded cap; M 4 x \varnothing 12	28 14 331			
24	Annular spring; \varnothing 15.3 - \varnothing 16.3 x \varnothing 1.2	23 12 300			
25	Panelling left	65003665		KTS 1900 L- R / KTS 1900 R-L	part made to order only!
	Panelling left	65003249		KTS 2400 L-R / KTS 2400 R-L	
n.p.	Washer; \varnothing 4.3 x \varnothing 8 x 0.5	22 02 302			
n.p.	Dome-head nut; M 4	21 10 302			
26	Holder	65001832		part made to order only!	
n.p.	Rear panelling	80002139		Up to machine no.: 379 267	part made to order only!
n.p.	Rear panelling	80002298		From machine no.: 379 268	

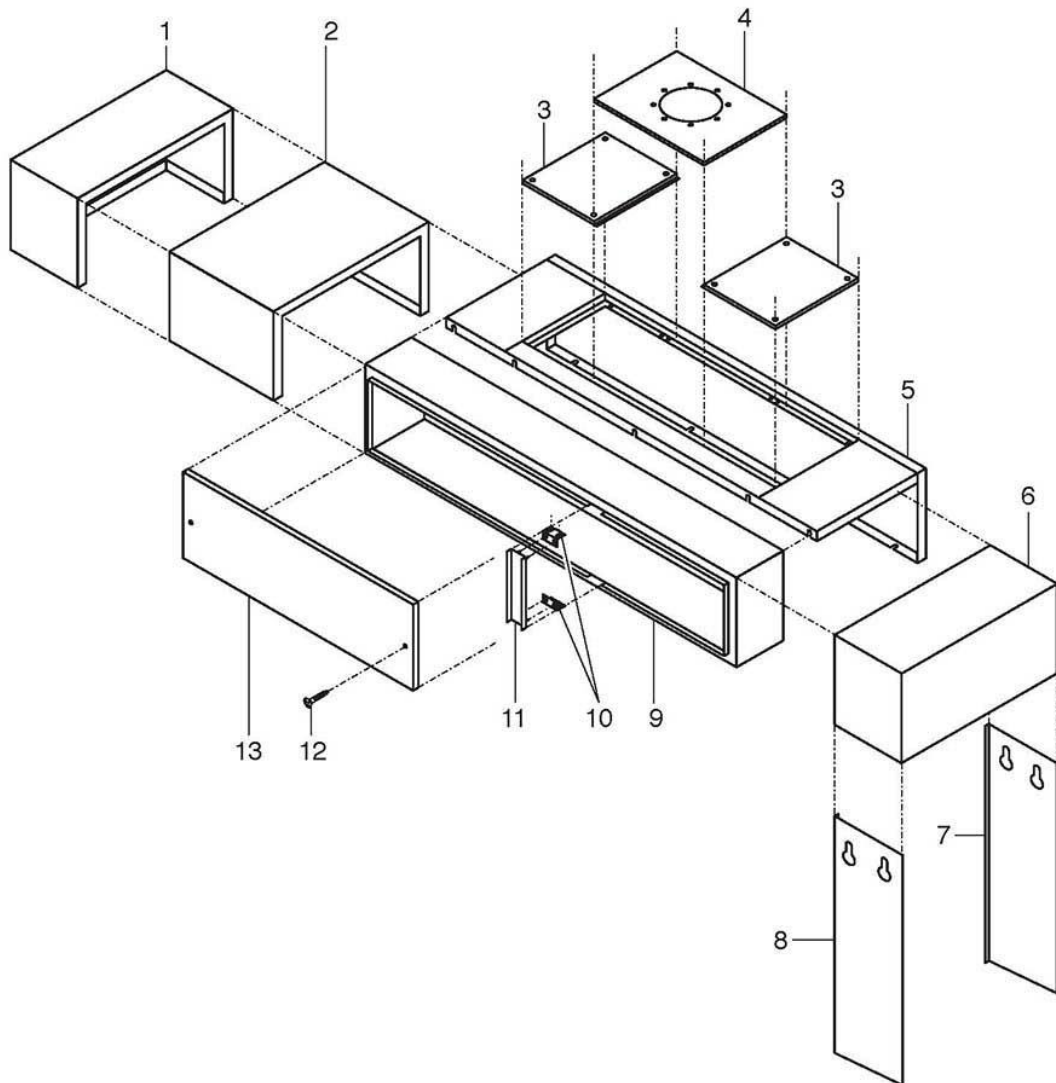
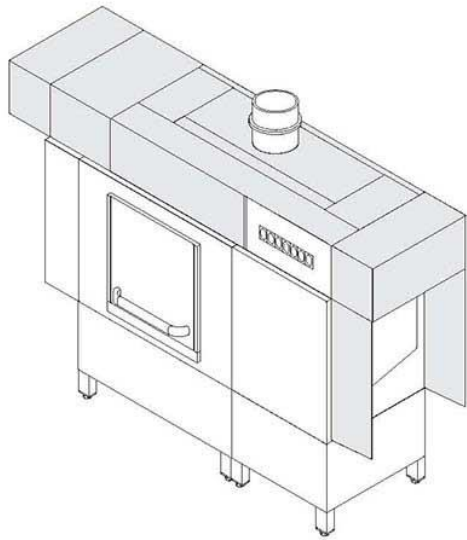
KTS 1900 / KTS 2400

Masch.-Nr.: → 379 267

Verkleidung III

Panel III

Habillage III



KTS 1900 / KTS 2400

Machine no.: ⇨ 379 267

Panelling III

Item	Designation	Part no.	Pc.	Notes
1	Housing	65003761		KTS 1900 only
2	Housing	65003688		KTS 1900
	Housing	65003561		KTS 2400
3	Cover	65003379	2	Part made for order only!
4	Cover	65003382		Part made for order only!
5	Housing	65003389		Part made for order only!
6	Housing	65003760		Part made for order only!
7	Panelling (rear)	65003787		Old tables (GKTS)
	Panelling (rear)	65003763		Inclined tables
	Panelling (rear)	65003785		Roller conveyor
8	Panelling (front)	65003787		Old tables (GKTS)
	Panelling (front)	65003762		Inclined tables
	Panelling (front)	65003784		Roller conveyor
9	Housing	65003683		Part made for order only!
10	Angle	70002131	2	Part made for order only!
11	Intermediate link	65003685		Part made for order only!
12	Cup screw; M 5 x 20	20 19 025		
13	Cover	65003726		Part made for order only!
-	Connecting piece cpl.	65003724		Part made for order only!
-	HT pipe; nom. dia. 70 x 750	30 15 520		

--	--	--	--	--

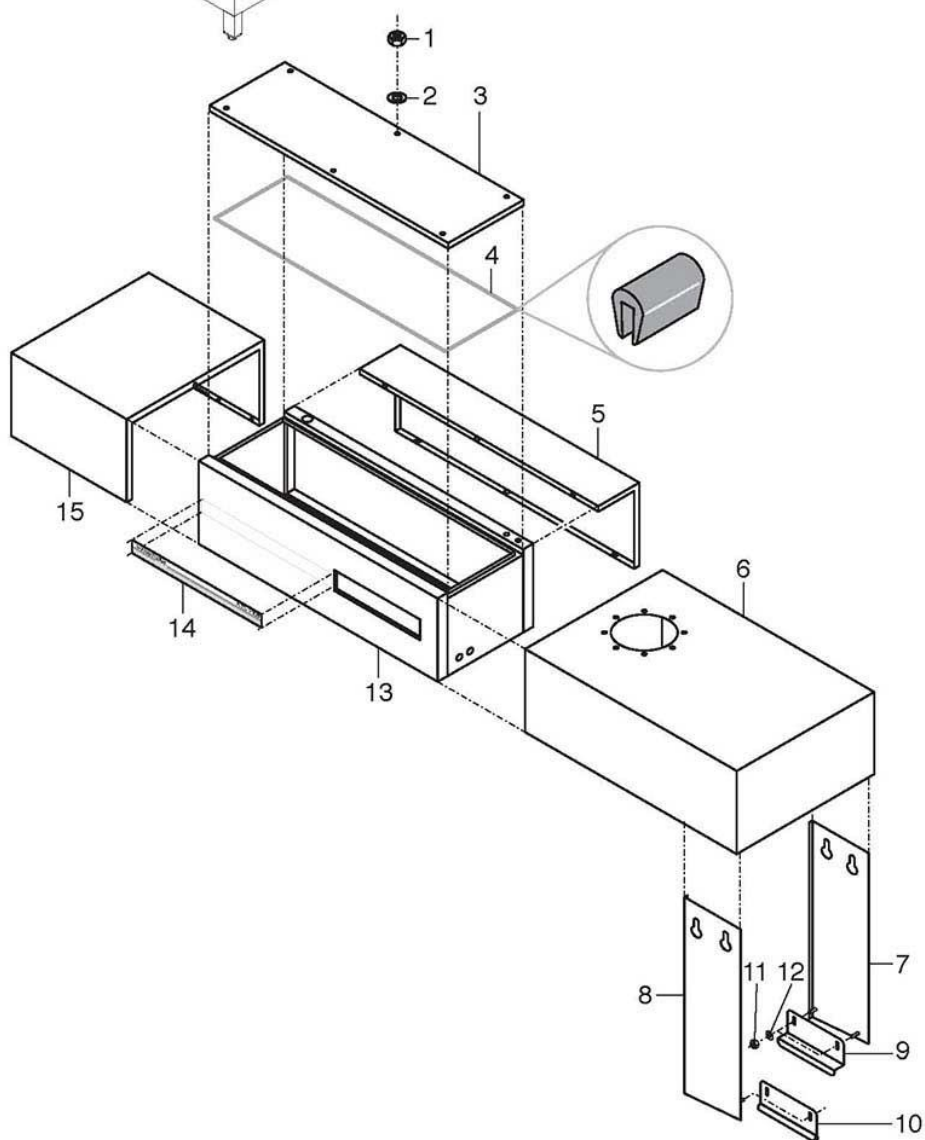
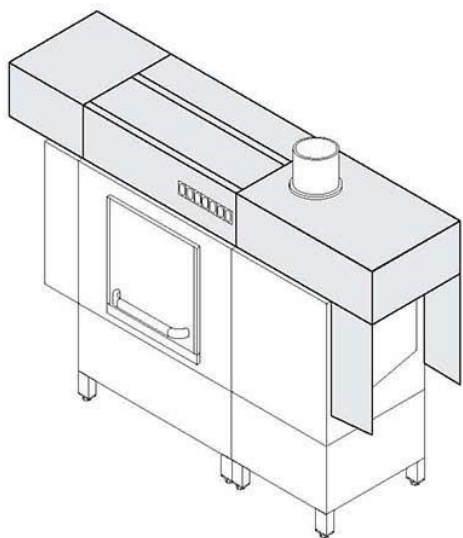
KTS 1900 / KTS 2400

Masch.-Nr.: 379 268 →

Verkleidung III

Panel III

Habillage III



KTS 1900 / KTS 2400

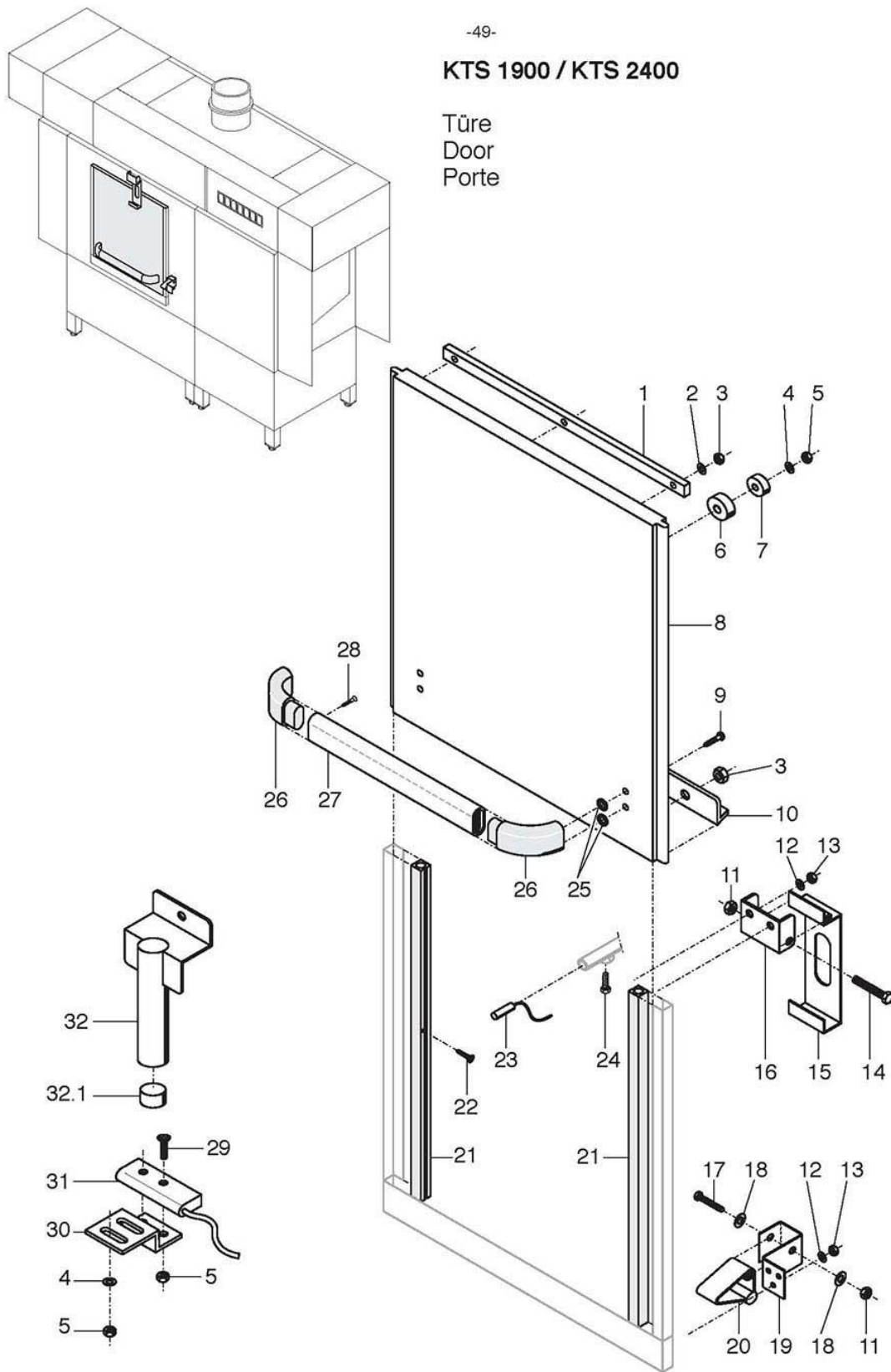
Machine no.: 379 268 ⇨

Panelling III

Item	Designation	Part no.	Pc.	Notes
1	Washer; \varnothing 5.3 x \varnothing 10 x 1.0	22 01 300		
2	Hex nut; M 5 self-locking	21 05 302		
3	Cover	65004513		Part made for order only!
4	Gasket; 0.5 - 2.0 mm x 2800 mm	40 04 006		Per meter
5	Cover	65004321		Part made for order only!
6	Housing; 1000 x 770 x 350	65004318		Part made for order only!
7	Panelling (rear)	65004541		Inclined tables
	Panelling (rear)	65004546		Roller conveyor
8	Panelling (front)	65004541		Inclined tables
	Panelling (front)	65004545		Roller conveyor
9	Z-angle	65004542		For item 7; 65004541 (rear)
10	Angle	65004539		For item 8; 65004541 (front)
11	Hex nut; M 4 self-locking	21 05 302		
12	Washer; \varnothing 5.3 x \varnothing 10 x 1.0	22 01 300		
13	Housing	65004285		Part made for order only!
14	Sign; „Winterhalter - KTS 1900“	65003591		
	Sign; „Winterhalter - KTS 2400“	65003592		
15	Housing; 700 x 770 x 350	65004315		KTS 1900
	Housing; 1200 x 770 x 350	65004316		KTS 2400
				Part made for order only!

KTS 1900 / KTS 2400

Türe
Door
Porte



KTS 1900 / KTS 2400

Door

Item	Designation	Part no.	Pc.	Notes
1	Cover	70200530	2	
2	Washer; \varnothing 5.3 x \varnothing 10 x 1.0	22 01 300		
3	Hex nut; M 5, self-locking	21 05 302		
4	Washer; \varnothing 4.3 x \varnothing 8 x 0.5	22 02 302		
5	Hex nut; M 4 self-locking	21 05 300		
6	Magnet holder	70200366		Incl. item 7 Up to machine no.: 379 267
7	Magnet; red	31 24 112		
8	Sliding door	65003571		Incl. items 1 - 7, 10 & 25 - 28
9	PT screw; KB 50 x 16	20 17 301	4	Part made for order only!
10	Stop angle	70200208		
11	Hex nut; M 8 self-locking	21 05 306		
12	Washer; \varnothing 6.4 x \varnothing 12.5 x 1.6	22 01 302		
13	Hex nut; M 6 self-locking	21 05 304		
14	Hex-head screw; M 8 x 80	20 01 364		
15	Notch lever	70200077		
16	Holder	70200078		
17	Hex-head screw; M 8 x 60	20 01 351		
18	Washer; \varnothing 8.4 x \varnothing 17 x 1.6	22 01 303		
19	Holder	65003499		
20	Stop	65003558		
21	Sliding rail	70200250	2	
22	Sheet-metal screw; B 2.9 x 6.5	20 20 308		
23	Magnetic switch	31 24 134		Up to machine no.: 379 267
24	Hex-head screw; M 5 x 16	20 01 309		
25	O-ring; 7 x 2.5	27 07 013	4	
26	Connecting angle	70200109	2	
27	Oval profile section	70200302		
28	PT screw; KA 40 x 12	20 17 302	2	
29	Countersunk screw; M 4 x 16	20 12 316		From machine no.: 379 268 Incl. item 32.1 Part made for order only!
30	Holder	65004383		
31	Magnetic switch	31 24 111		
32	Magnet holder	65004380		
32.1	Magnet	31 24 191		

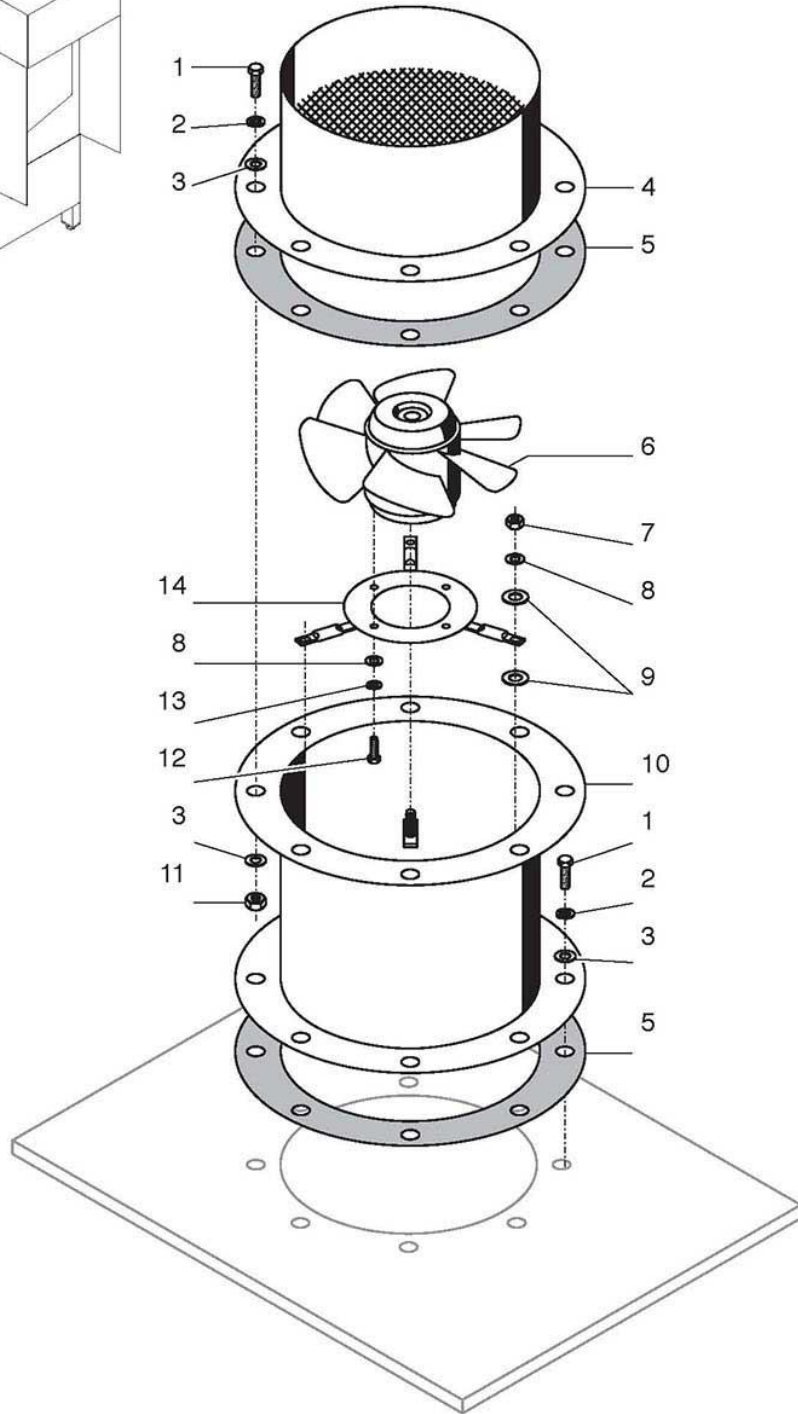
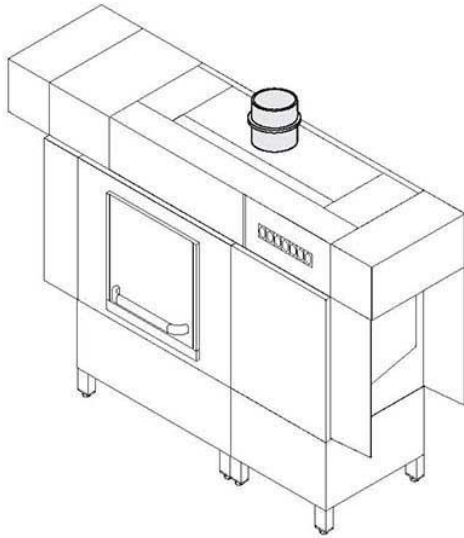
KTS 1900 / KTS 2400

Masch.-Nr.: → 391 035

Wrasenlüfter

Vapour fan

Ventilateur de buées




KTS 1900 / KTS 2400

Mach.-no.: ⇒ 391 035

Vapour exhaust

Item	Designation	Part no.	Pc.	Notes
1	Hex-head screw; M 8 x 20	20 01 312		
2	Lock washer; B 8	23 03 301		
3	Washer; \varnothing 8.4 x \varnothing 17 x 1.6	22 01 303		
4	Connecting piece	71000526		
5	Seal; \varnothing 320 x \varnothing 400 x 3.0	27 01 021	2	
6	Axial fan; 380-440V; 50/60Hz	31 17 012		
7	Hex nut; M 6 self-locking	21 05 304		
8	Washer; \varnothing 6.4 x \varnothing 12.5 x 1.6	22 01 302		
9	Shim; \varnothing 8.5 x \varnothing 27 x 3.5	70000738	6	
10	Fan housing	70002158		Part made for order only!
11	Hex nut; M 8	21 01 305		
12	Hex-head screw; M 6 x 16	20 01 306		
13	Lock washer; B 6	23 03 300		
14	Mounting fixture for fan	71000430		



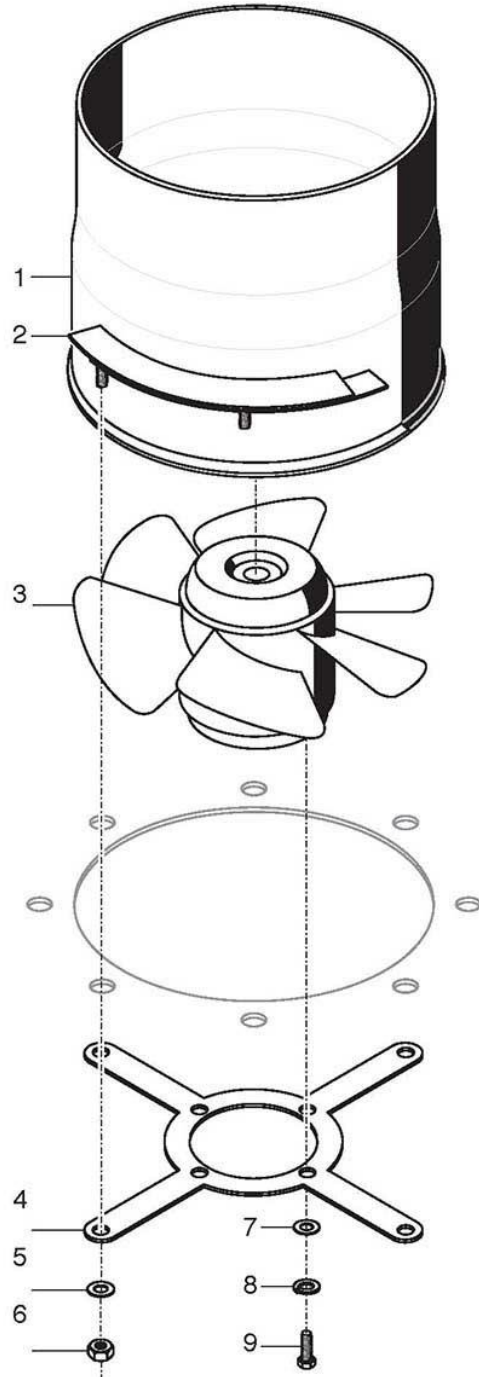
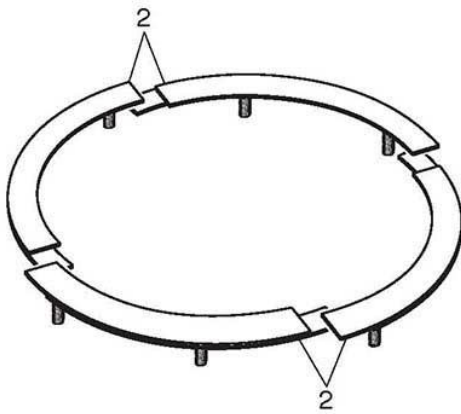
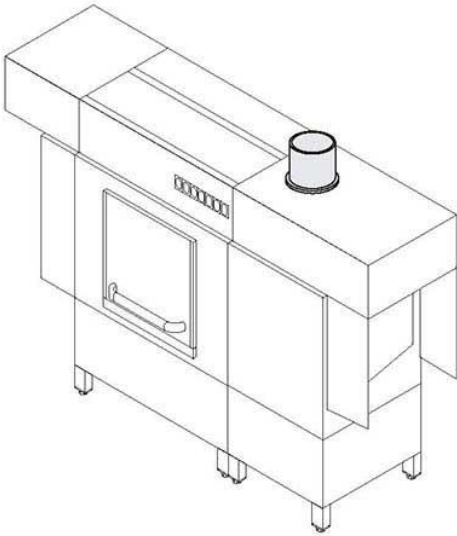
KTS 1900 / KTS 2400

Masch.-Nr.: 391 036 →

Wrasenlüfter

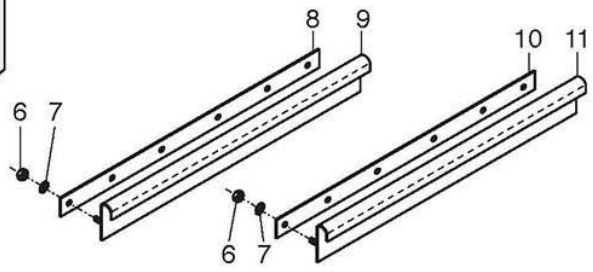
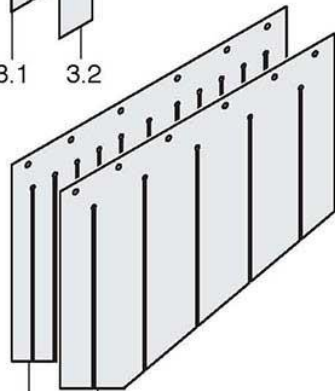
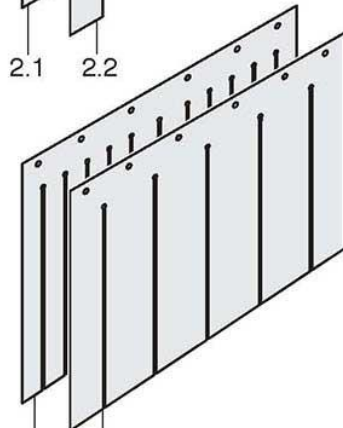
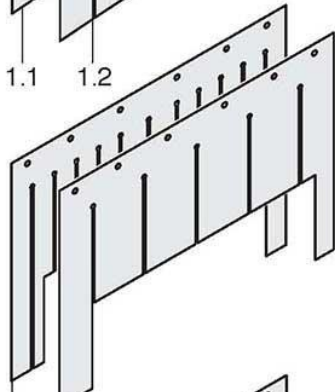
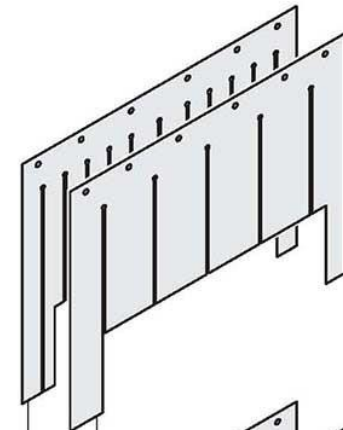
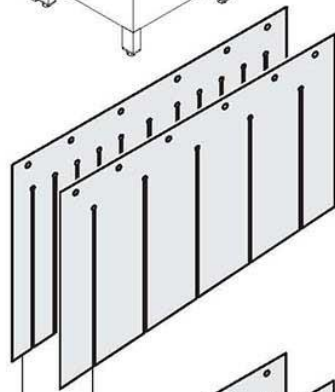
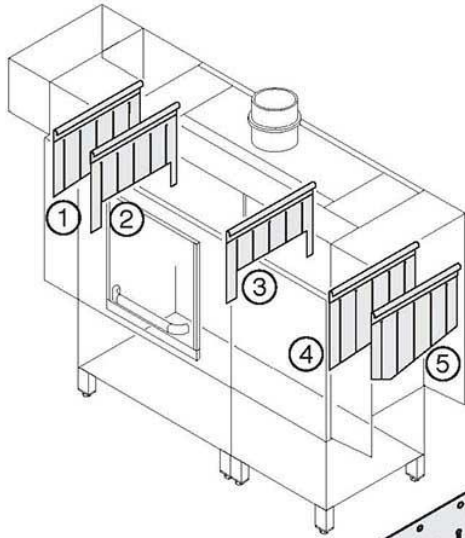
Vapour fan

Ventilateur de buées



KTS 1900 / KTS 2400

Vorhänge
Curtains
Rideaux



KTS 1900 / KTS 2400

Curtains

Item	Designation	Part no.	Pc.	Notes
1	Curtain 1; L-R	65003666		Incl. items 1.1, 1.2 & 6 - 9
	Curtain 1; R-L	65003425		
1.1	Curtain 1; part 1	65003424		
1.2	Curtain 1; part 2	65003423		
2	Curtain 2; L-R	65003667		Incl. items 2.1, 2.2 & 6 - 9
	Curtain 2; R-L	65003419		
2.1	Curtain 2; part 1	65003418		
2.2	Curtain 2; part 2	65003417		
3	Curtain 3; L-R	65003668		Incl. items 3.1, 3.2 & 6 - 9
	Curtain 3; R-L	65003422		
3.1	Curtain 3; part 1	65003421		
3.2	Curtain 3; part 2	65003420		
4	Curtain 4; L-R	65003669		Incl. items 4.1, 4.2 & 6 - 9
	Curtain 4; R-L	65003416		
4.1	Curtain 4; part 1	65003415		
4.2	Curtain 4; part 2	65003414		
5	Curtain 5; L-R	65003770		Up to machine no.: 379 267 Incl. items 5.1, 5.2, 6, 7, 8 & 9
	Curtain 5; R-L	65003771		
5	Curtain 5; L-R	65004337		From machine no.: 379 268 Incl. items 5.3, 5.4, 6, 7, 10 & 11
	Curtain 5; R-L	65004338		
5.1	Curtain 5; part 1	65003768		
5.2	Curtain 5; part 2	65003769		
5.3	Curtain 5; part 1	65004342		
5.4	Curtain 5; part 2	65004343		
6	Hex nut; M 4 self-locking	21 05 300		
7	Washer; \varnothing 4.3 x \varnothing 8 x 0.5	22 03 302		
8	Ledge	65001828	5	
9	Curtain rail	65001824	5	
10	Ledge	65004341		
11	Curtain rail	65004339		
	All the parts on this page are made for order only !			
Notes:				
The curtains are assigned numbers. Curtain 1 is always mounted at the inlet end of the machine and curtain 5 at the outlet end of the machine.				
Each curtain unit consists of 2 individual curtains and the curtain rail.				
Part 1 is always mounted facing the machine inlet end (viewed in the feed direction) and consists of narrow strips.				
Part 2 is mounted facing the machine outlet and consists of wide strips.				

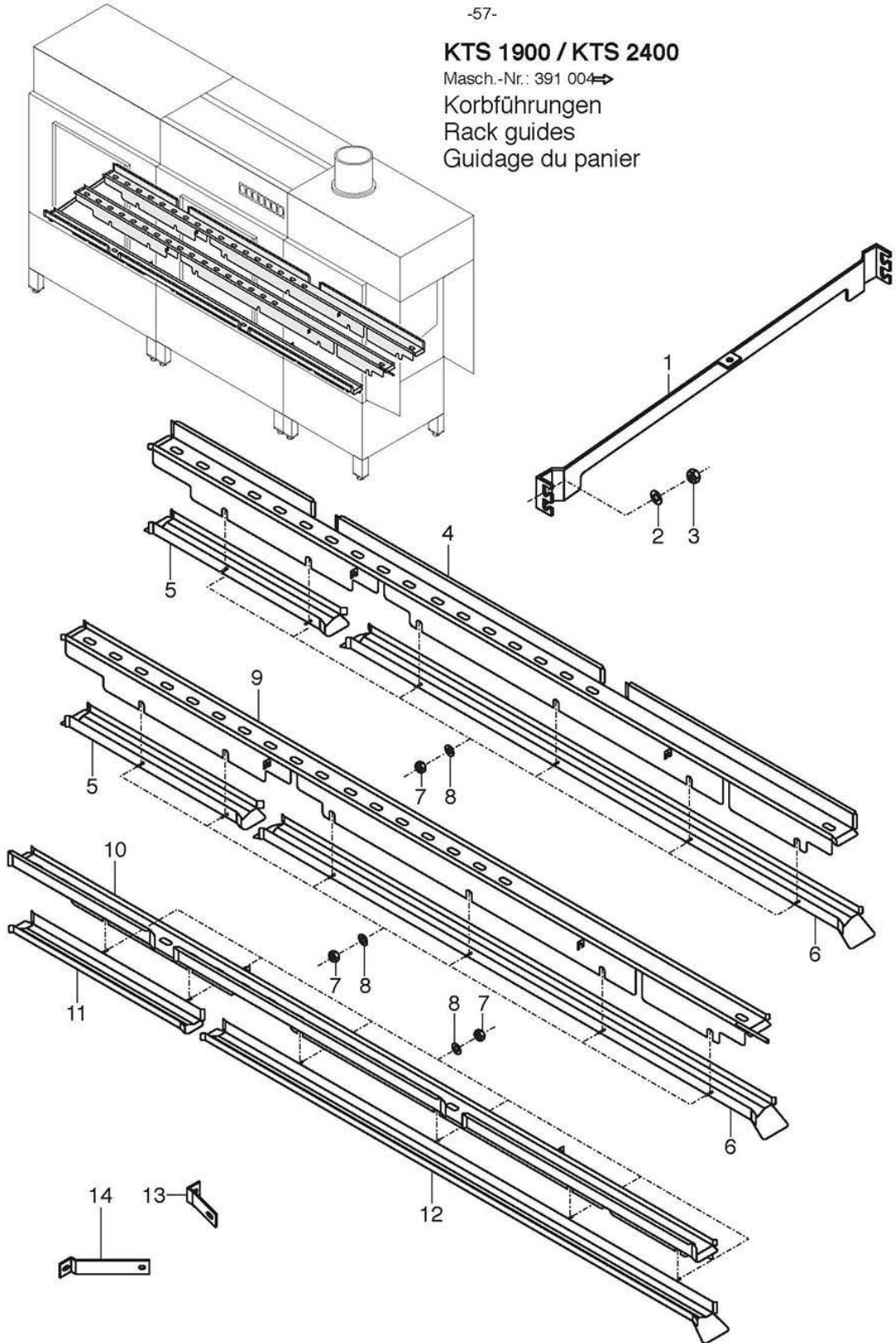
KTS 1900 / KTS 2400

Masch.-Nr.: 391 004 →

Korbführungen

Rack guides

Guidage du panier



KTS 1900 / KTS 2400

Mach.-no.: 391 005 ⇨

Rack guides

Mach.-no.: ⇨ 391 004

Drive conversion kit; KTS 1900 R-L

65004749

Drive conversion kit; KTS 1900 L-R

65004750

Drive conversion kit; KTS 2400 R-L

65004751

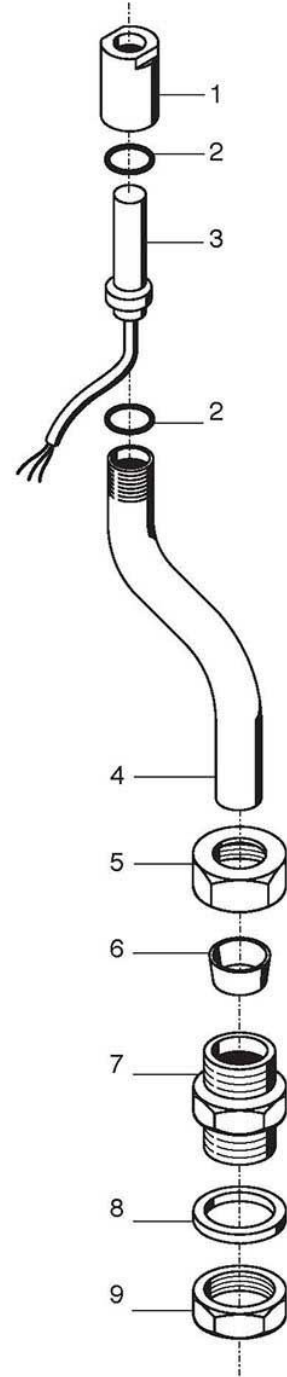
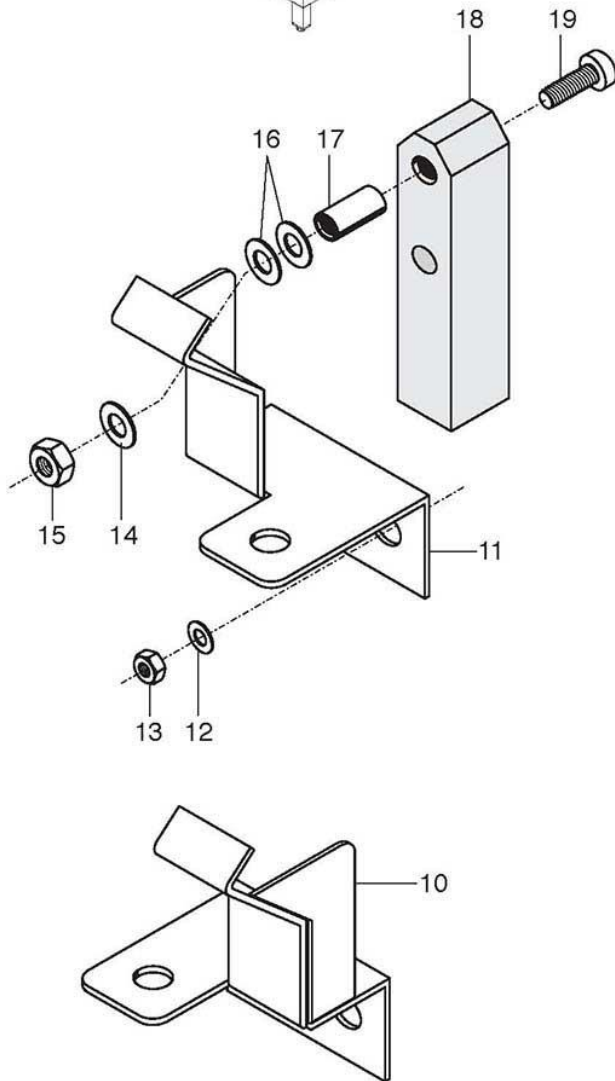
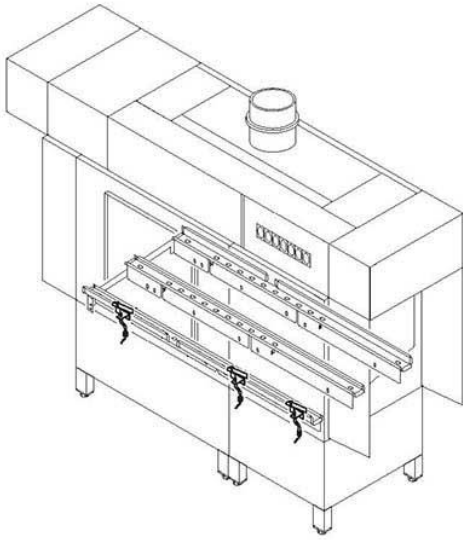
Drive conversion kit; KTS 2400 L-R

65004752

Item	Designation	Part no.	Pc.	Notes
1	Holder	65004701		KTS 2400 L-R
	Holder	65004700		KTS 2400 R-L
2	Washer; \varnothing 8.4 x \varnothing 17 x 1.6	22 01 303		
3	Hex nut; M 8 self-locking	21 05 306		
4	Rack rail; rear	65004720		KTS 1900 L-R
	Rack rail; rear	65004716		KTS 1900 R-L
	Rack rail; rear	65004737		KTS 2400 L-R
	Rack rail; rear	65004730		KTS 2400 R-L
5	Guide rail; P-zone; centre; rear	65004705	2	KTS 2400 L-R
	Guide rail; P-zone; centre; rear	65004706	2	KTS 2400 R-L
6	Guide rail; W and N-zone; centre; rear	65004703	2	KTS 1900 L-R
	Guide rail; W and N-zone; centre; rear	65004748	2	KTS 1900 R-L
	Guide rail; W and N-zone; centre; rear	65004756	2	KTS 2400 L-R
	Guide rail; W and N-zone; centre; rear	65004757	2	KTS 2400 R-L
7	Hex nut; M 6 self-locking	21 05 304		
8	Washer; \varnothing 6.4 x \varnothing 12.5 x 1.6	22 01 302		
9	Rack rail; centre	65004722		KTS 1900 L-R
	Rack rail; centre	65004715		KTS 1900 R-L
	Rack rail; centre	65004735		KTS 2400 L-R
	Rack rail; centre	65004728		KTS 2400 R-L
10	Rack rail; front	65004724		KTS 1900 L-R
	Rack rail; front	65004714		KTS 1900 R-L
	Rack rail; front	65004732		KTS 2400 L-R
	Rack rail; front	65004726		KTS 2400 R-L
11	Guide rail; P-zone; front	65004706		KTS 2400 L-R
	Guide rail; P-zone; front	65004705		KTS 2400 R-L
12	Guide rail; W and N-zone; front	65004748		KTS 1900 L-R
	Guide rail; W and N-zone; front	65004703		KTS 1900 R-L
	Guide rail; W and N-zone; front	65004757		KTS 2400 L-R
	Guide rail; W and N-zone; front	65004756		KTS 2400 R-L
13	Holder; rear	65004719		
14	Holder; front	65004718		
	All the parts on this page are made for order only!			

KTS 1900 / KTS 2400


Korbführungen - Endschalter
Rack guides - Limit switch
Guidage de panier - Contacteur



KTS 1900

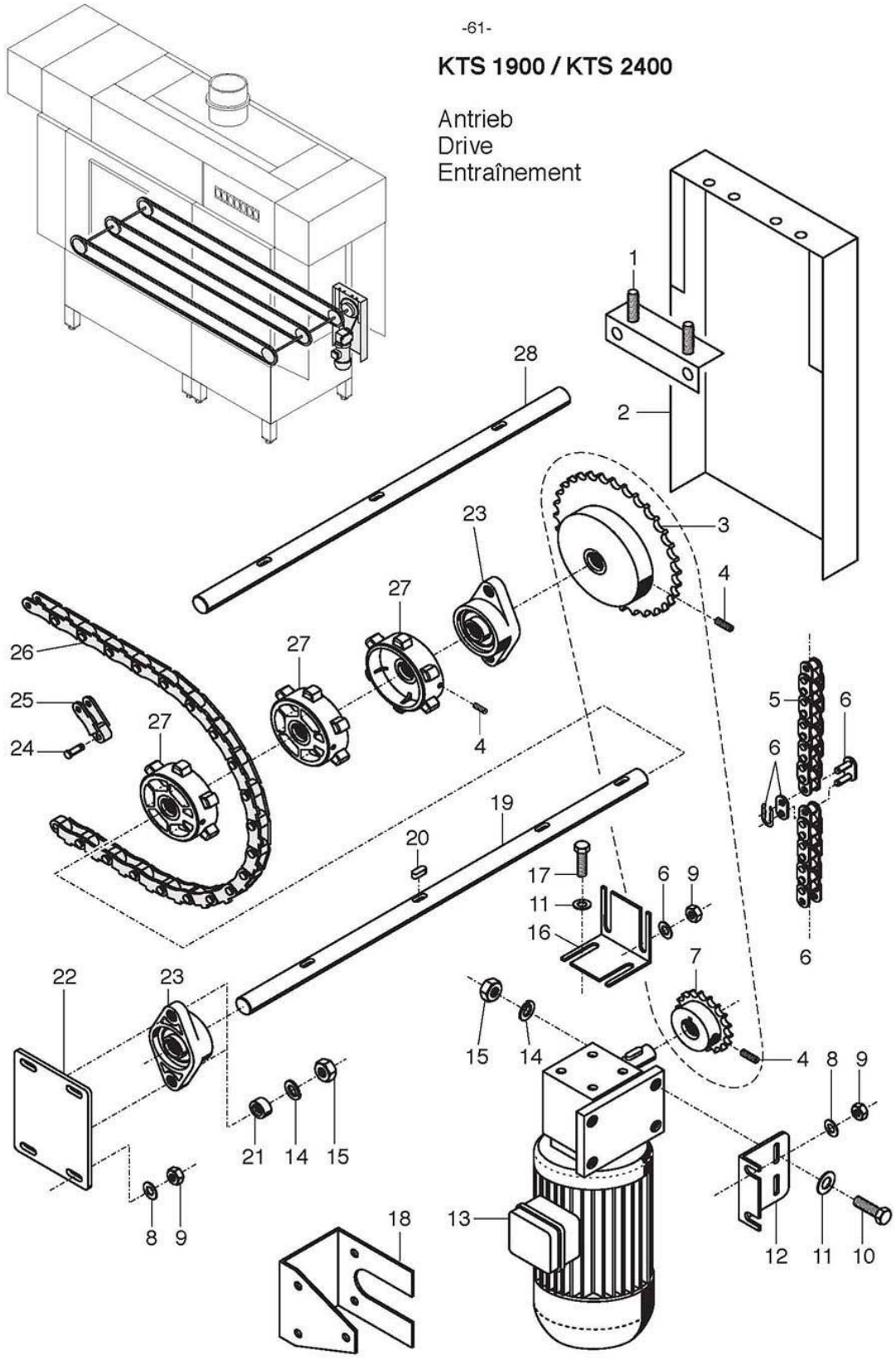
Rack guides – limit switches

Item	Designation	Part no.	Pc.	Notes
1	Cap nut	55 18 032		
2	O-ring; 7 x 1.5	27 07 014	2	
3	Magnetic switch	31 24 134		
4	Pipe	65003535		
5	Cap nut; G 1/2" x ø 12.2; width A/F 24	29 07 301		
6	Cutting ring; ø 12	29 07 300		
7	Union stem; G 1/2" x 38; width A/F 27	30 11 301		
8	Seal; ø 20.9 x ø 27 x 2.0	27 04 006		
9	Hex nut; G 1/2" x 8.0; width A/F 27	30 09 201		
10	Holder	65003664		(L-R)
11	Holder	65003433		(R-L)
12	Washer; ø 6.4 x ø 12.5 x 1.6	22 01 302		
13	Hex nut; M 6 self-locking	21 05 304		
14	Washer; ø 8.4 x ø 17 x 1.6	22 01 303		
15	Hex nut; M 8 self-locking	21 05 306		
16	Washer; ø 10.5 x ø 21 x 2.0	22 01 206		
17	Pipe; ø 10 x 0.75 x 22.5	75200788		
18	Rocker	65003541		Incl. magnet
19	Cheese-head screw; M 8 x 35	20 03 306		



KTS 1900 / KTS 2400

Antrieb
Drive
Entraînement



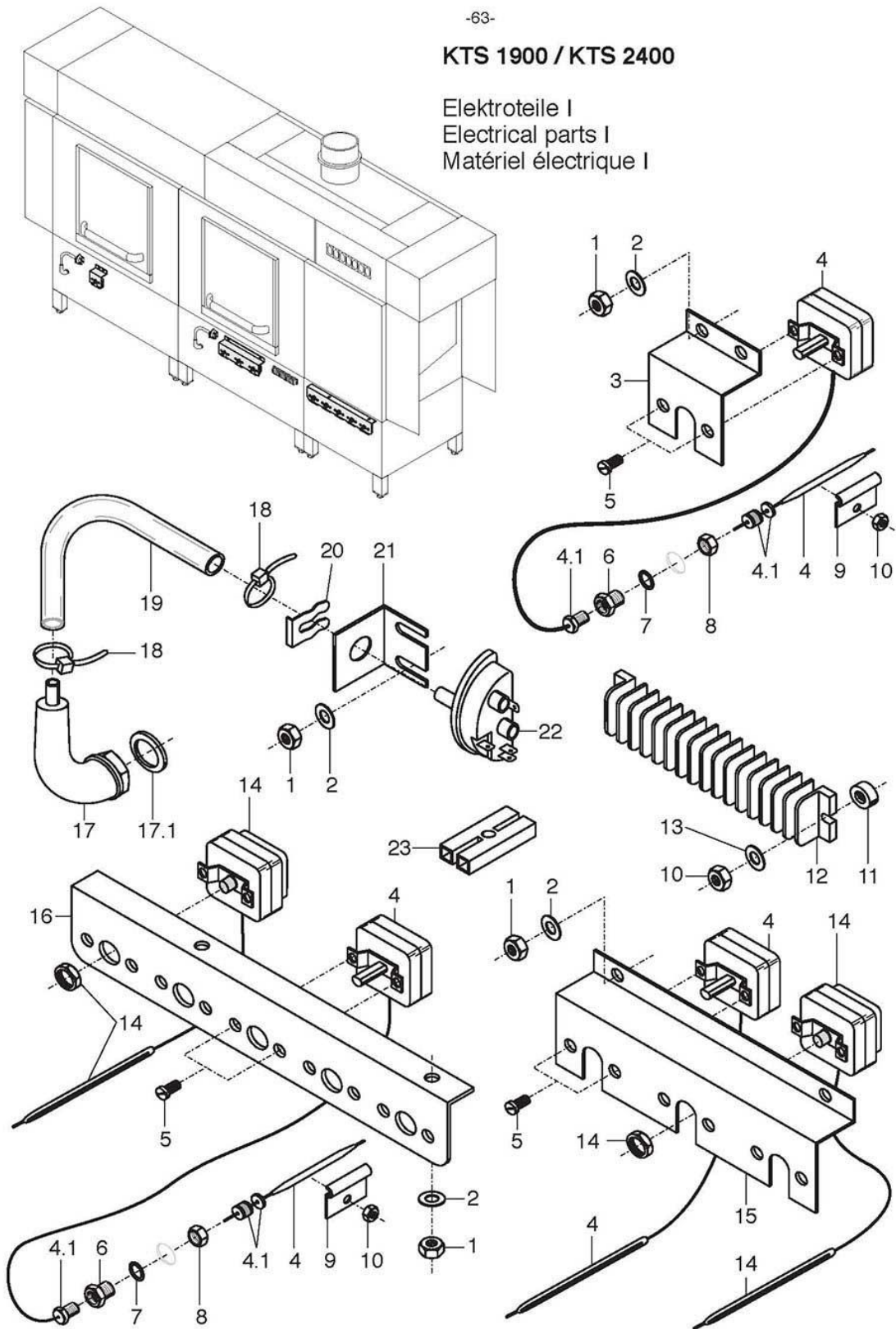
KTS 1900 / KTS 2400

Drive

Item	Designation	Part no.	Pc.	Notes
1	Angle	65003534		
2	Panelling	65003527		
3	Sprocket; 32 teeth	65003750		
4	Grub screw; M 6 x 8	20 30 304	2	
5	Roller chain; 39 links; 370mm	28 10 038		Per meter
6	Chain joint	28 10 034		
7	Sprocket; 16 teeth	65003268		
8	Washer; \varnothing 6.4 x \varnothing 18 x 1.6	22 05 302		
9	Hex nut; M 6 self-locking	21 05 304		
10	Hex-head screw; M 8 x 30	20 01 304		
11	Washer; \varnothing 8.4 x \varnothing 17 x 1.6	22 01 303		
12	Angle	65003904		KTS 1900 L-R / KTS 2400 L-R
	Angle	65003913		KTS 1900 R-L / KTS 2400 R-L
13	Geared motor; 0.12/0.18kW; 380-440V; 50Hz	31 16 014		
	Geared motor; 0.12/0.18kW; 230V/3; 50Hz	31 16 026		
	Geared motor; 0.12/0.18kW; 440V/3; 60Hz	31 16 042		
	Geared motor; 0.12/0.18kW; 200V/3; 50+60Hz	31 16 067		
-	Cable gland; PG 11	31 10 044		
14	Lock washer; B 8	23 03 301		
15	Hex nut; M 8 self-locking	21 05 306		
16	Angle	65003903		
17	Hex-head screw; M 8 x 16	20 01 302		
18	Holder	65003137		KTS 1900 R-L / KTS 2400 R-L
19	Shaft; \varnothing 20 x 821	65003133		Outlet end
20	Feather key; A 6 x 6 x 20	26 10 300	6	
21	Pipe; \varnothing 10 x 0.75 x 10	70200405	8	
22	Holder	65003540	2	Part made for order only!
23	Bearing with housing	28 01 026	4	
n.p.	Grub screw; M 5 x 5	20 30 308		
24	Bolt	70002350		
25	Chain link	70200382		
26	Link chain; 85 links	65003656		KTS 1900
	Link chain; 107 links	65003490		KTS 2400
27	Sprocket; \varnothing 90 x 35	70200422	6	
28	Shaft; \varnothing 20 x 771	65003132		Inlet end

KTS 1900 / KTS 2400

Elektroteile I
Electrical parts I
Matériel électrique I



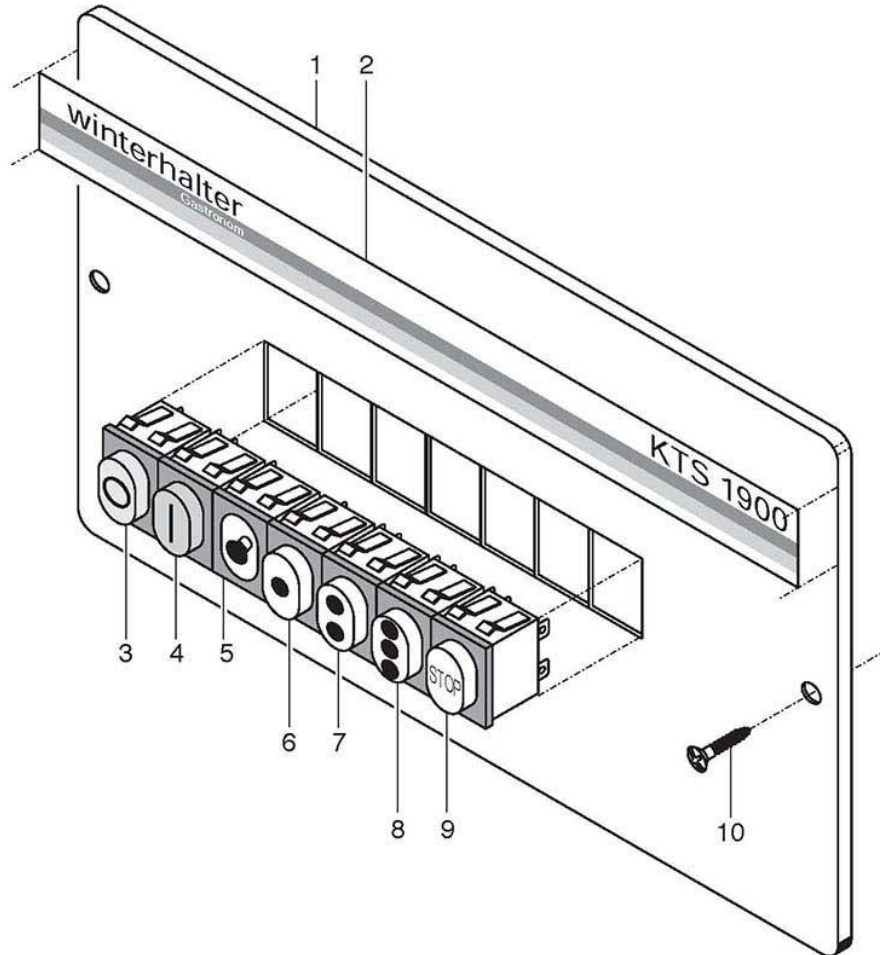
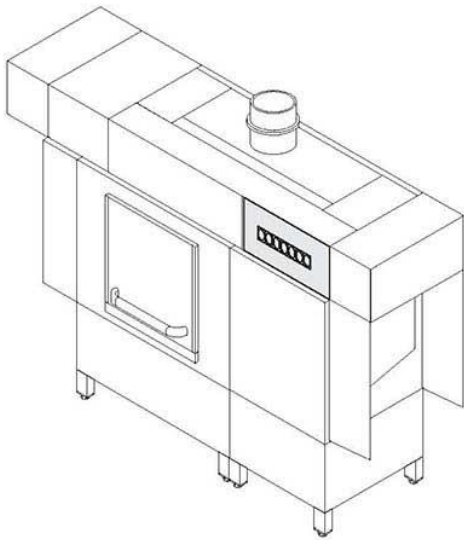
KTS 1900 / KTS 2400

Masch.-Nr.: → 379 267

Elektroteile II

Electrical parts II

Matériel électrique II




KTS 1900 / KTS 2400

Machine no.: ⇨ 379 267

Electrical parts II

Item	Designation	Part no.	Pc.	Notes
1	Cover	65003727		Part made for order only!
2	Strip label; „KTS 1900“	65003591		
	Strip label; „KTS 2400“	65003592		
3	Pushbutton; red	31 24 161		OFF
4	Pushbutton; green	31 24 160		ON
5	Lamp; white; 230V	31 08 116		HEATING
6	Pushbutton; white	31 24 162		PROGRAMME I
7	Pushbutton; white	31 24 163		PROGRAMME II
8	Pushbutton; white	31 24 196		PROGRAMME III; Option
9	Pushbutton; white	31 24 164		STOP
10	Cup screw; M 5 x 20	20 19 025		



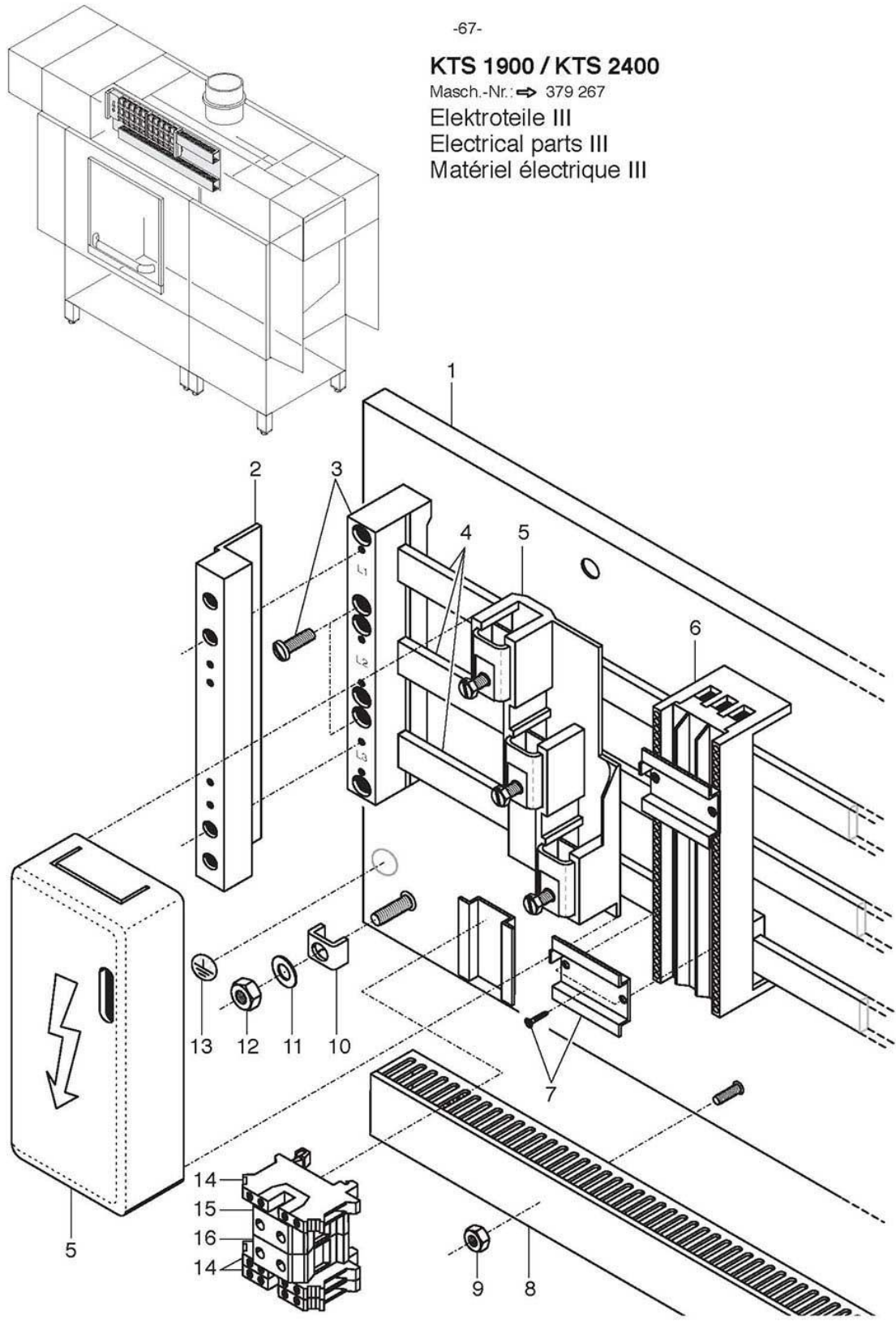
KTS 1900 / KTS 2400

Masch.-Nr.: → 379 267

Elektroteile III

Electrical parts III

Matériel électrique III



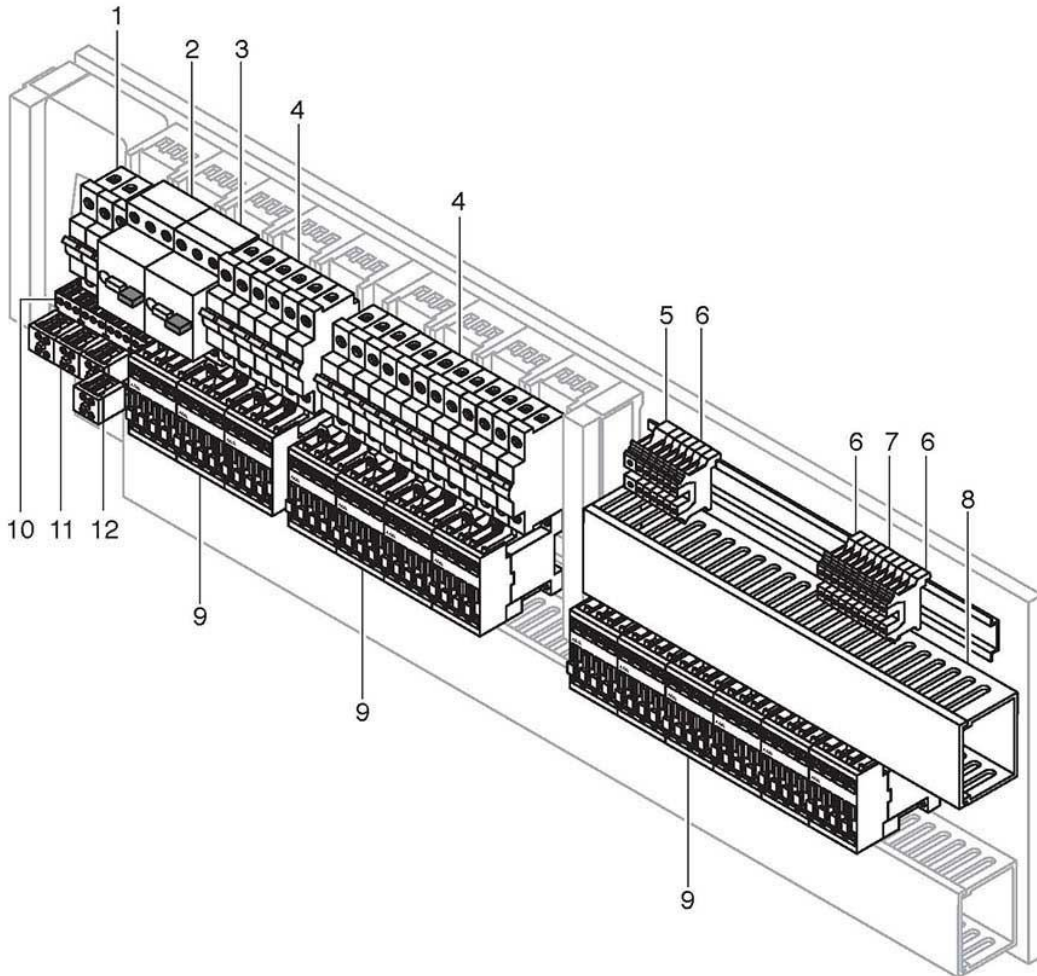
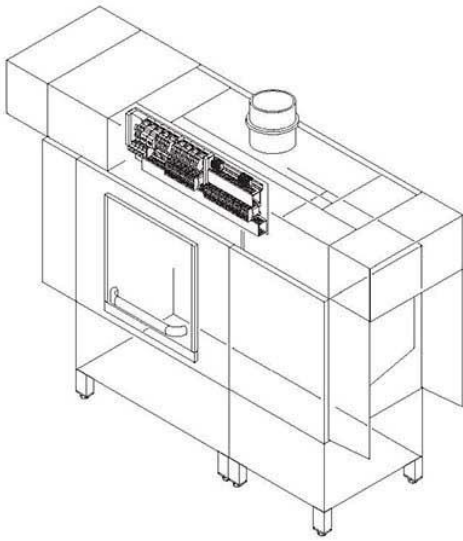
KTS 1900 / KTS 2400

Masch.-Nr.: → 379 267

Elektroteile IV

Electrical parts IV

Matériel électrique IV



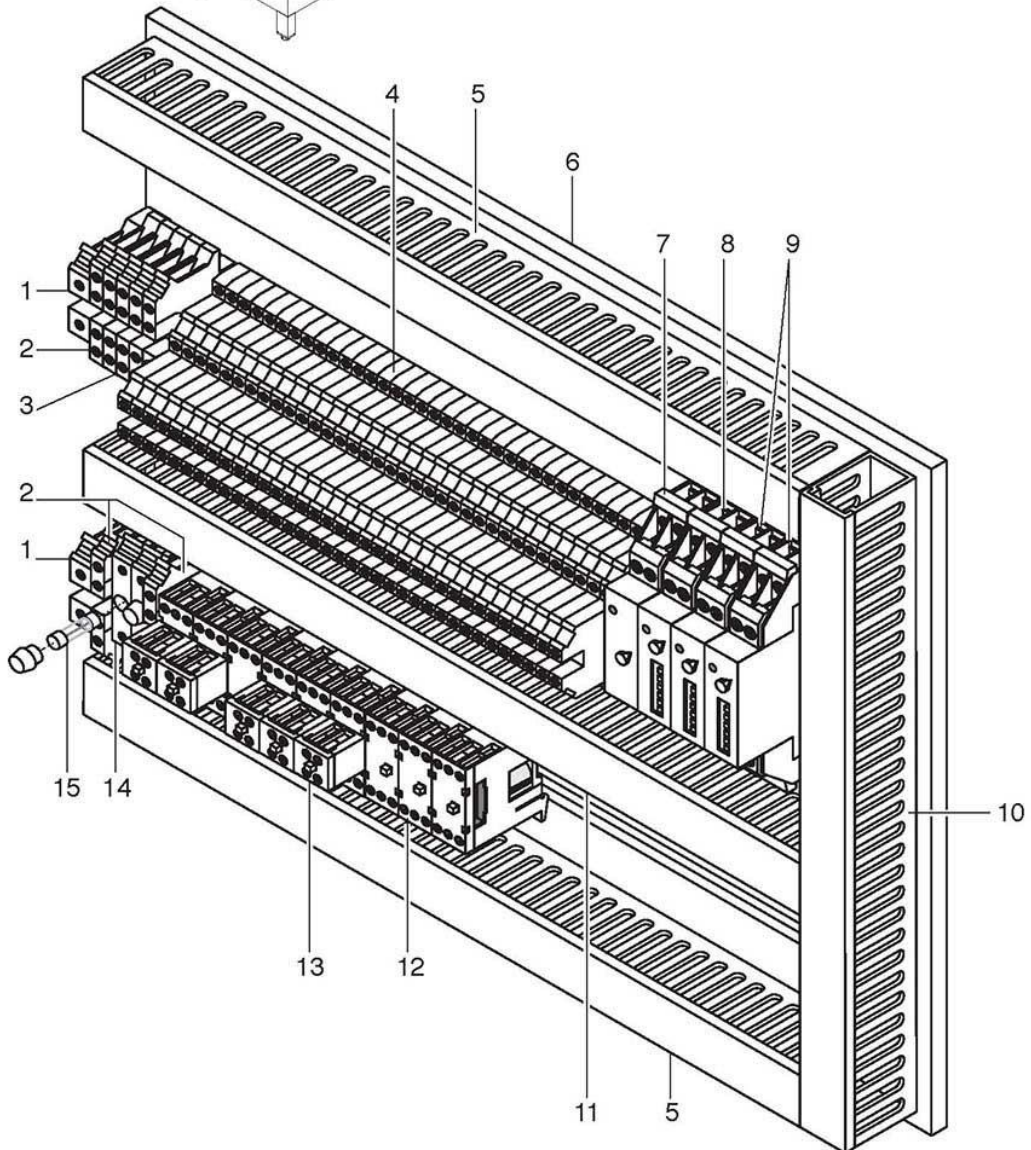
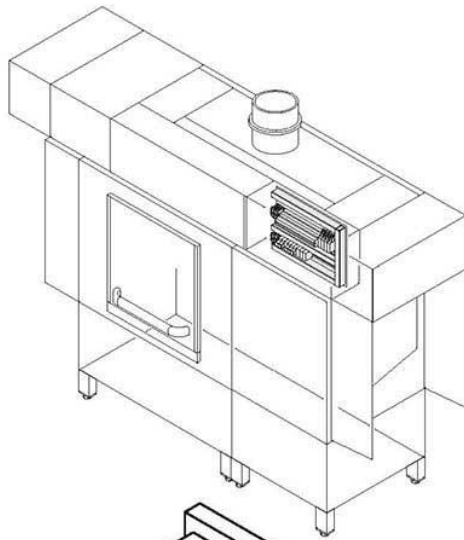
KTS 1900 / KTS 2400

Masch.-Nr.: → 379 267

Elektroteile V

Electrical parts V

Matériel électrique V




KTS 1900 / KTS 2400

Machine no.: ⇨ 379 627

Electrical parts V

Item	Designation	Part no.	Pc.	Notes
1	PE terminal; green/yellow	31 09 120	2	
2	Double terminal; green/yellow	31 09 153	3	
3	Double terminal; blue	31 09 152	4	
4	Two-tier terminal	31 09 168	35	
5	Cable duct; 65 x 30 x 365	31 20 103	2	Per meter
6	Mounting plate	65003891		Part made for order only!
7	Passing make contact relay; 1 - 10s; 220V	31 04 120		
8	Multifunctional relay; 24 – 240V;50 - 400Hz;0 – 800	31 04 131		
9	Multifunctional relay; 24 – 240V;50 - 400Hz; 0.3 – 8	31 04 131	2	
10	Cable duct; 65 x 30 x 190	31 20 103		Per meter
11	Cable duct; 65 x 30 x 330	31 20 103		Per meter
12	Contact relay; 2S; 220V; 50Hz / 240V; 60Hz	31 04 115		
13	Contact module; PV11	31 04 130		
14	Fuse terminal; 10A	31 09 149	2	
15	Fine-wire fuse; 250V; 6.3A	31 11 043	4	



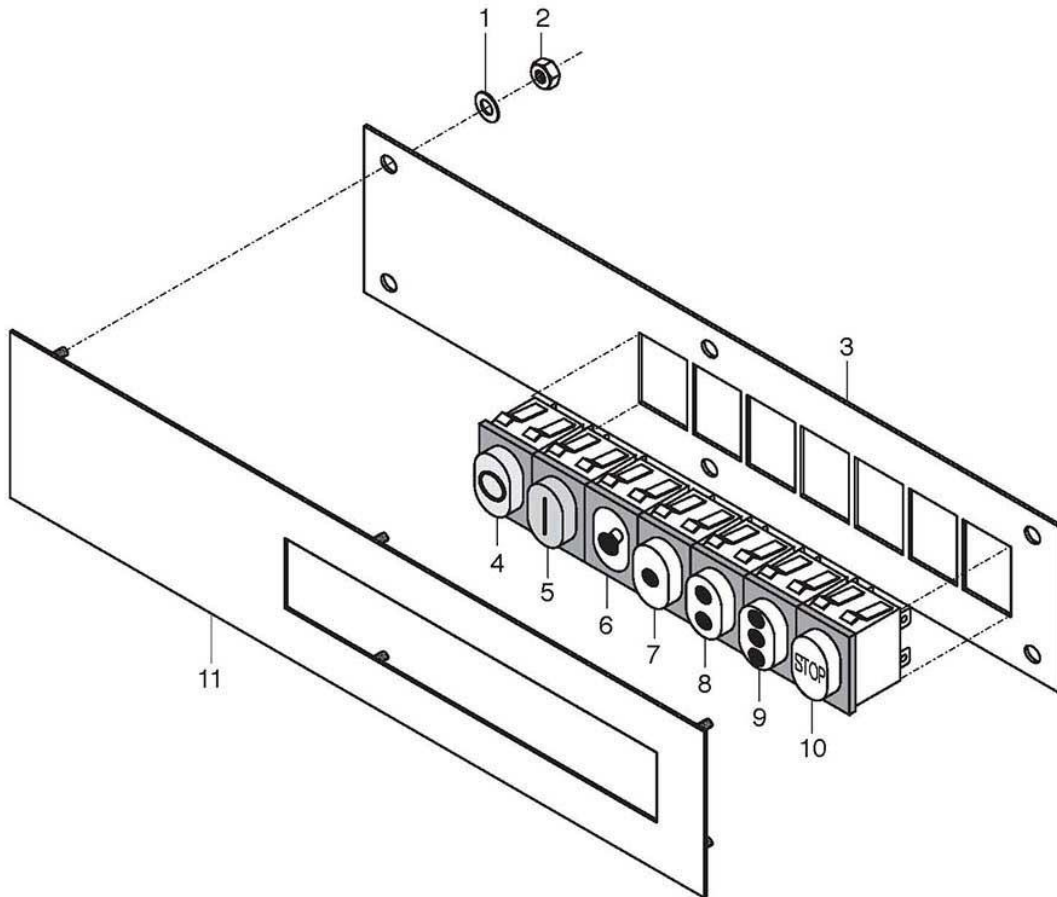
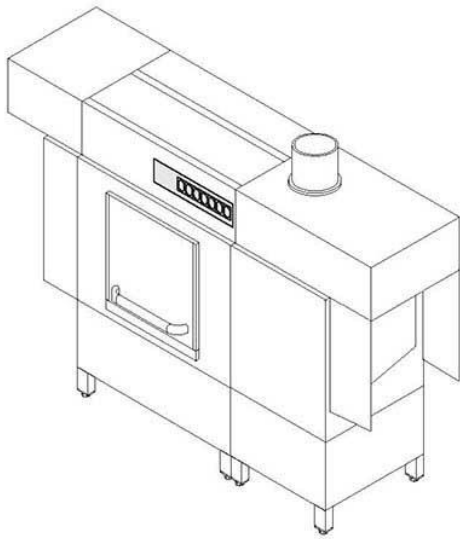
KTS 1900 / KTS 2400

Masch.-Nr.: 379 268 →

Elektroteile II

Electrical parts II

Matériel électrique II




KTS 1900 / KTS 2400

Machine no.: 379 268 ⇨

Electrical parts II

Item	Designation	Part no.	Pc.	Notes
1	Washer; \varnothing 5.3 x \varnothing 10 x 1.0	22 01 300	6	
2	Hex nut; M 5 self-locking	21 05 302	6	
3	Clamping plate	65004346		Part made for order only!
4	Pushbutton; red	31 24 161		OFF
5	Pushbutton; green	31 24 160		ON
6	Lamp; white; 230V	31 08 116		HEATING
7	Pushbutton; white	31 24 162		PROGRAMME I
8	Pushbutton; white	31 24 163		PROGRAMME II
9	Pushbutton; white	31 24 196		PROGRAMME III; Option
10	Pushbutton; white	31 24 164		STOP
11	Operating panel	65004344		Part made for order only!



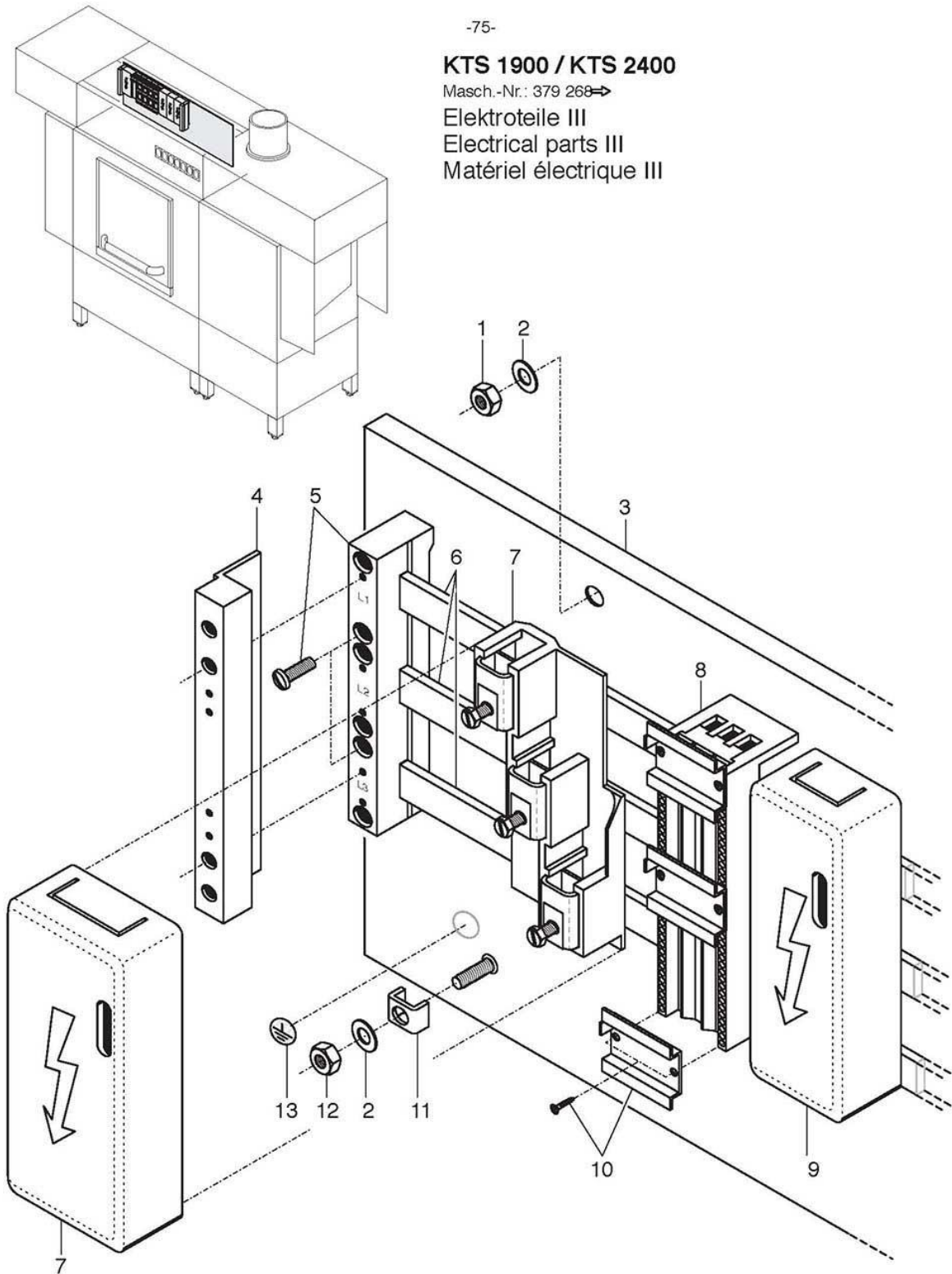
KTS 1900 / KTS 2400

Masch.-Nr.: 379 268 →

Elektroteile III

Electrical parts III

Matériel électrique III




KTS 1900 / KTS 2400

Machine no.: 379 628 ⇨

Electrical parts III

Item	Designation	Part no.	Pc.	Notes
1	Hex nut; M 6 self-locking	21 05 304	6	
2	Washer; \varnothing 6.4 x \varnothing 12.5 x 1.6	22 01 302		
3	Mounting plate; rear	65004348		Part made for order only!
4	End cover	31 11 302	2	
5	Busbar support	31 11 301		No. varies acc. to heating power
6	Busbar; 315A; 610mm	31 11 305	3	Cut to size
7	Connecting terminal plate; 3-pole; max. 120mm ²	31 11 303		No. varies acc. to heating power
8	Busbar adapter	31 11 300		
9	Cap	31 11 304		
10	Mounting rail	31 11 306		
11	Terminal clamp; 1.5 - 6.0 mm ²	31 09 095		
12	Hex nut; M 6	21 01 304		
13	Earth symbol; green/yellow	31 09 096		



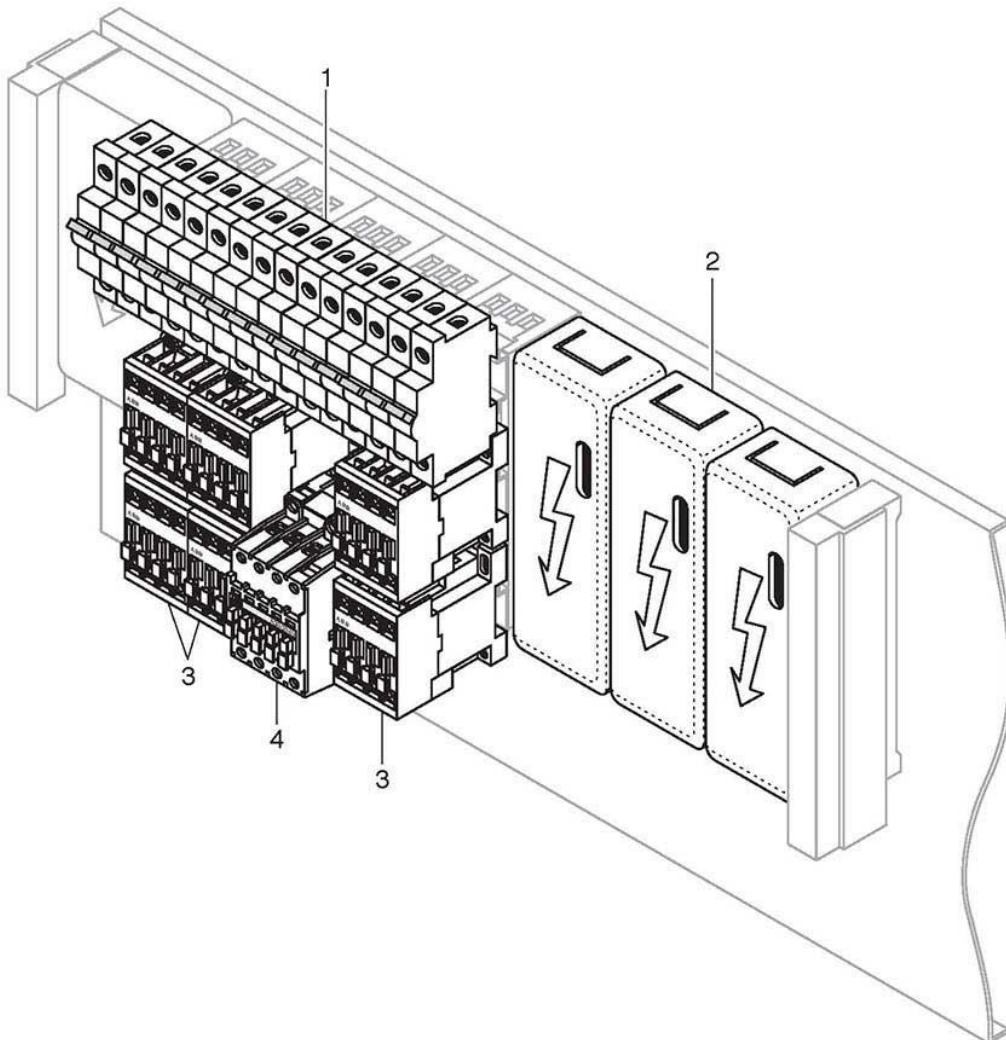
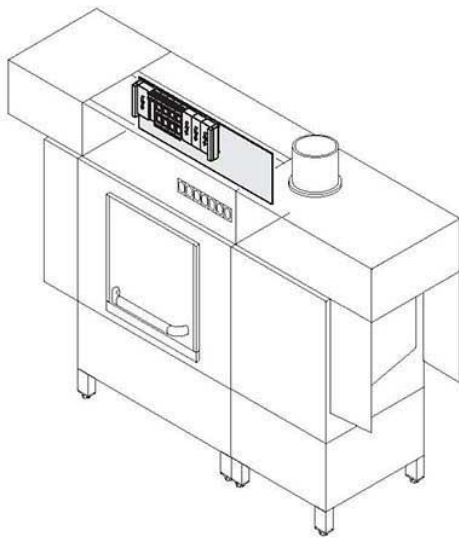
KTS 1900 / KTS 2400

Masch.-Nr.: 379 268 →

Elektroteile IV

Electrical parts IV

Matériel électrique IV



KTS 1900 / KTS 2400

Masch.-Nr.: 379 268 →

Elektroteile V

Electrical parts V

Matériel électrique V

